



Report on the TrainForTrade course International Merchandise Trade Statistics (IMTS) 2024.

Organized by UNCTAD in cooperation with UNSD and WTO

Delivered in English and French

Course delivery dates: from 18 March to 3 May 2024

Webinars date: 7 May 2024

INTERNATIONAL MERCHANDISE TRADE STATISTICS 2024

e-learning from 18 March to 3 May + webinars on 7 June

Module 1

Module 2

Module 3

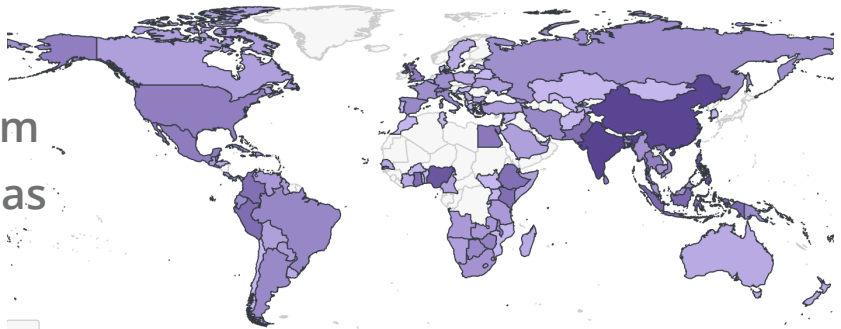
Module 4

Module 5

Module 6

Webinar

828 participants from
138 countries or areas



394 women (48%)



424
post exchanges
in the forum



74%
average score




88%
satisfaction rate



309
certificates granted



Participants had access to manuals, multimedia presentations, tests, surveys, forum and webinars



"This course was extremely enriching [...]."

"These six modules [...] are very brief and to the point on work relevance."

"The knowledge obtained will allow me [...] to generate a multiplier effect"

Summary

The e-learning courses on “International Merchandise Trade Statistics” (IMTS) (in English) and “Statistiques du Commerce International des Merchandises” (SCIM) (in French) were successfully organized by the United Nations Trade and Development (UNCTAD), in cooperation with United Nations Statistics Division (UNSD) and the World Trade Organization (WTO). The courses were delivered from 18 March to 3 May 2024. The IMTS 2024 course was followed by two webinars held on the 7 May 2024, while the SCIM 2024 course was followed by one webinar held on 8 May.

The total number of participants for both the IMTS 2024 and SCIM 2024 courses was 1070 participants (485 women – 45%) from 153 countries or areas. Out of the total registered, 409 have received a certificate of completion. Overall, the average score and satisfaction rates for the two courses were 73% and 87% respectively.

For the IMTS 2024 course, there were 828 participants registered (394 women – 48%) from 138 countries or areas. Out of the total registered, 394 participants initiated their activities in the course and 309 have completed it receiving a certificate of completion. Overall, the course was met with success and interaction. The average score and satisfaction rates for the course were at very high levels of 74.3% and 87.8% respectively.

The course was delivered via the TrainForTrade distance learning platform. In this platform, participants have access to manuals, multimedia presentations, modules, evaluations, opinion polls, and forums created for each module allowing participants to hold discussions with the instructor and the other participants.

The main objectives of the course on International Merchandise Trade Statistics are to improve and enhance statisticians’ ability to do their work, to value the importance of quality and metadata, and to master the use of the internationally available guidance. The global objective of the eLearning courses is to provide smoother accessibility and complete training material for those involved in the collection, compilation, and dissemination of statistical data.

Table of contents

Summary	3
Background.....	4
Objectives.....	5
Programme Outline.....	6
Course Participants	6
Delivery of the Course	7
Discussions in the forum	8
Course Results.....	8
Course Evaluation.....	9
Follow-up webinars.....	11
Conclusions.....	13
Annex 1: Agenda of the e-learning course and webinars	14
Annex 2: Participants of the e-learning course in English	15
Annex 3: Participants of the e-learning course in French.....	18

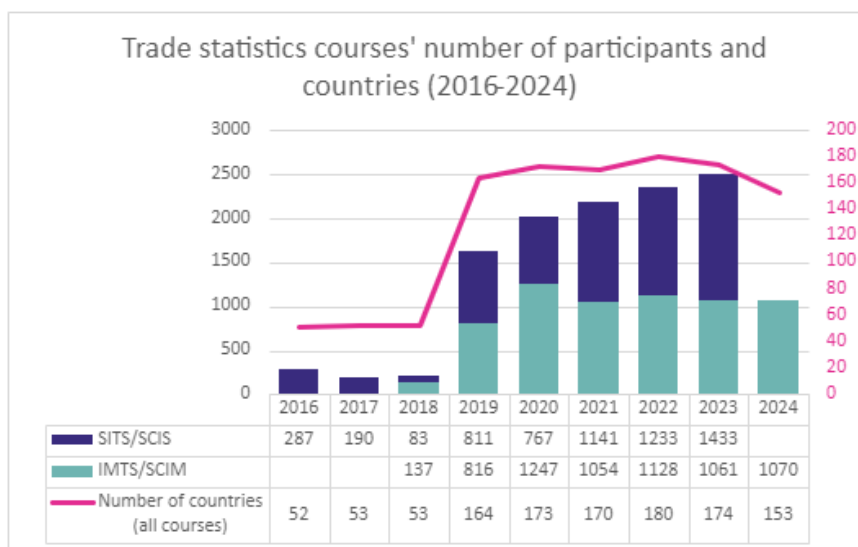
Background

UN Trade and Development (UNCTAD) has been active in providing knowledge development and capacity building programs to developing countries for over four decades. Its TrainForTrade (TFT) Programme has been established some 20 years ago. With its dedicated platform and team, the Programme has conceptualized, created and delivered e-learning projects on various subjects related to trade and development in many individual countries or regional centers, usually within wider scope capacity building undertakings. The WTO has also been active in building trade capacity since 1995, in particular by providing trade related technical assistance, capacity building and developing e-learning courses. UN Statistics Division (UNSD) manages the development and maintenance on methodology of IMTS, including Standard International Trade Classification (SITC), Classification by Broad Economic Categories (BEC) and related correspondence tables. Furthermore, UNSD has been providing capacity building and technical assistance to countries through compilers manual, metadata survey, workshops and country missions with aims to support the implementation of the latest recommendations on IMTS.

As the United Nations’ focal point for the integrated treatment of trade and development and the related economic issues, UN Trade and Development (UNCTAD) compiles a wide range of data. The statistics are made public via UNCTADstat, the free online data resource encompassing more than 150 indicators and time series, with figures for individual economies and country-groups presented in a harmonized framework (<http://unctadstat.unctad.org>). The UNCTADstat features: i) Data Center allowing users to easily access, compare, reorganize and download data; ii) Country Profiles presenting a selection of most recent key economic statistics by country; iii) Infographics library, a collection of key messages released to social networking sites from the published time series; and iv) Documentation, FAQ, and other supporting information.

IMTS is part of topics regularly discussed by the Inter-Agency Task Force on International Trade Statistics (TFITS) (<http://unstats.un.org/unsd/trade/taskforce>). TFITS promotes the development of international standards and respective compilation guidance, systems and classification for international trade statistics. Furthermore, it coordinates training and capacity-building initiatives, specifically in developing countries, to ensure the uniform application of international standards and recommendations in the area of international trade statistics. The e-learning is considered part of capacity building activities, and it is very much supported.

Figure 1. Number of participants and countries for the TrainForTrade trade statistics courses (2016 – 2024)¹



TrainForTrade programme had been running international trade statistics courses since 2016. It first started with the course on Statistics of International Trade in Services (SITS) and was later supplemented by the International Merchandise Trade Statistics course in 2018. Both courses are now offered in English and French and both language versions are being run in parallel. IMTS is run in the spring and SCIM in the autumn. To date, there are 12676 trade practitioners (5901 women – 47%) from 217 countries that have participated in these courses. Figure 1 shows a growing number of participants, especially when the courses were opened to a broad public in 2019. The number of participating countries has also gradually increased over the years, indicating a broader scope and internationalisation of the courses. In conclusion, these courses have attracted an increasing number of participants from different countries, reflecting the importance and relevance of these subjects in the field of international trade statistics.

Objectives

The main objectives of the course on the International Merchandise Trade Statistics are to:

- Enhance ability to:
 - apply the most recent internationally agreed recommendations on IMTS,
 - define best possible data sources,
 - set up adequate (or enforce existing) collection systems,
 - enhance statistics compilation processes.

¹ SITS stands for Statistics of International Trade in Services and comprises both the English and the French courses. Similarly, IMTS comprises both of English and French courses.

- Value the importance of quality, metadata, timely dissemination, and links to economic analysis and national policy objectives.
- Master the use of internationally available guidance, especially the IMTS Concepts and Definitions 2010 and the related Compilers Manual.

Programme Outline

The training package consists of six modules presented below and delivered in a period of six weeks. For a detailed agenda please refer to Annex 1: Agenda of the e-learning course. Every module includes a participant's manual with an interactive video helping understand the manual's contents, and a discussion forum. After each module participants are asked to complete a test and an opinion questionnaire.

Course modules

1. Conceptual Framework
2. Institutional Arrangements
3. Production and Compilation
4. Metadata and Quality
5. Dissemination and Analysis
6. New Areas of Work

Course Participants

Primary Target

Trade data compilers from (depends on countries):

- National Statistical Office (NSO)
- Central Bank
- Ministry of Trade
- Customs Administration

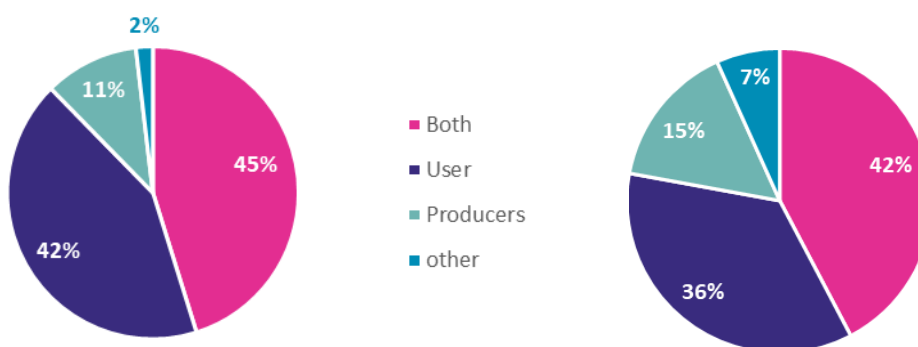
Secondary Target

Trade negotiators, statisticians, analysts / Economist (reporting indicators) from:

- Ministries of Foreign affairs, Agriculture, Transport, Energy, etc.
- Chamber of Commerce, Industry
- NGOs
- Academics

A total of 828 participants (394 women – 48%) from 138 countries registered and were selected to participate in the IMTS 2024 course. Out of the total of 828 registered and accepted candidates, 394 participants initiated their activities in the course and 309 have completed it receiving a certificate of completion.

Figure 2. Course participants' roles in IMTS 2024 (left) and SCIM 2024 (right) courses



As shown in Figure 2, 42% of participants of IMTS 2024 course were users of trade statistics. On the other hand, 45% were both users and producers while 11% were producers only. The percentages were different for the French version of the course (SCIM 2024), with only 42% of participants being users and producers at the same time.

Figure 3. Participants by institution for the IMTS 2024 (left) and SCIM 2024 (right) courses

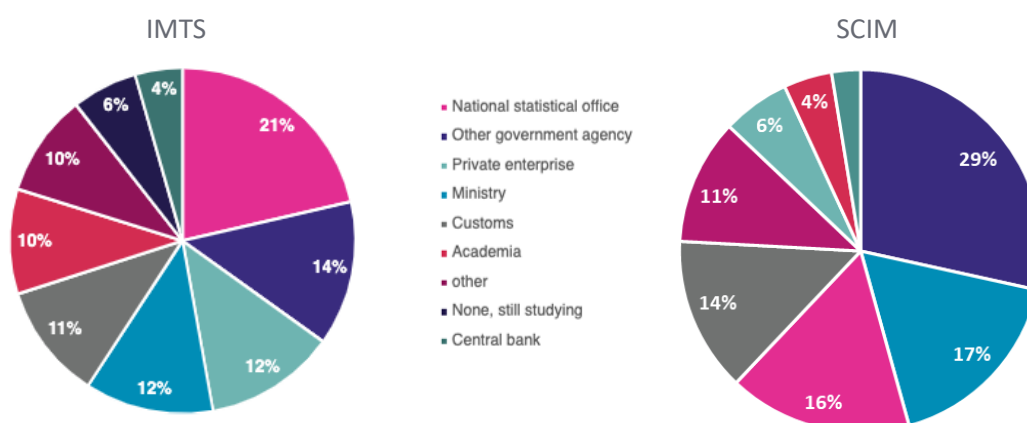


Figure 3, illustrate that more than 21% of the participants in the IMTS 2024 course belong to other national statistical offices. The other percentages comprise 14% for government agencies (mainly the port authorities), 12% for private enterprises, 12% for ministries, 11% for customs, 10% for academics, 10% for other, 10% for no category (or those still in academia) and finally 4% for central banks. Together, over 60 % of course participants belong to a national entity or governmental agency. The remainder of the participants of the course are from universities, private companies or are those who are principally users of data. For SCIM 2024, the composition of the participants has a majority making up the group other, at 29%, and a combined 53% belonging to a national entity of government agency.

For detailed information about participants, with breakdown by gender and countries, please refer to Annex 2: Participants of the e-learning course in English and Annex 3: Participants of the e-learning course in French.

Delivery of the Course

The on-line courses were conducted from 18 March to 3 May 2024 with follow-up webinars organized on the 7 and 8 May 2024. The courses were delivered in English and in French, with registration and

course participation free of charge. Registered trainees were accepted and provided access to the online platform user guide and the credentials to log-on to the TrainForTrade e-learning platform.

The e-learning courses were conducted according to the established schedule (see Annex 1: Agenda of the e-learning course). During the six-week period, participants had the opportunity to go through six modules of the course to learn through various multimedia means available in the e-learning platform (manuals and videos) and to interact with other participants from different countries, facilitators, and experts in the discussion forum. Trainees had the flexibility to study and participate in the fora within the different sections of the course, generating enriching discussions and allowing for the exchange of information, ideas, and experiences. At the end of each week, participants were evaluated through an online test. Additionally, at the end of each week and at the end of the course, participants were invited to share their feedback and suggestions. This information generated by the feedback and suggestions was then used to improve the training material and the organization of the course in the future (for more information, refer to the Course Evaluation section below).

Discussions in the forum

Participants engaged in discussions and exchanges with experts in the course forum. **There was a total of 424 posts** exchanged focusing on topics covered by the course. A brief overview can be found in the figure below.

Figure 3. Number of posts in the different fora and the word cloud with the most frequently used words



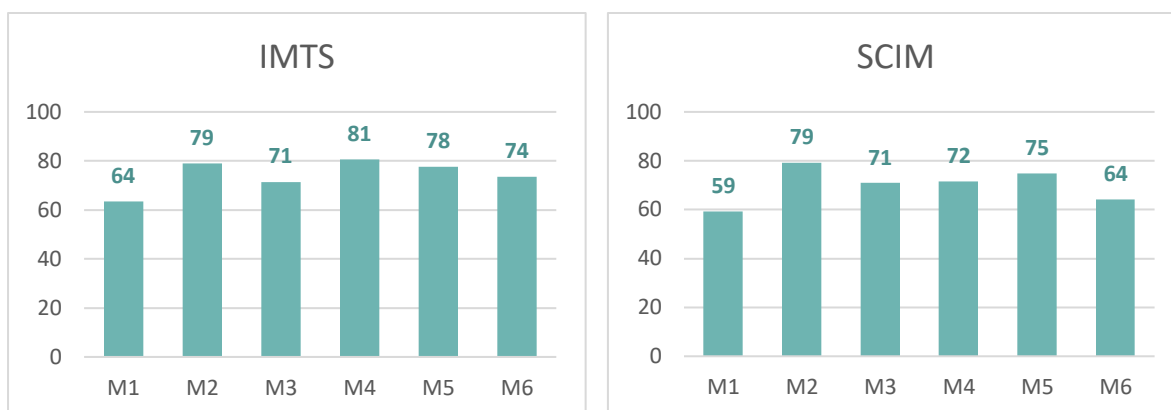
Main moderators for the fora:

Mr. Florian Eberth of the WTO and Mr. Vysaul Nyirongo of UNSD replied to specific questions asked by participants in the online fora. Mr. Dominique Chantrel, Ms. Liliane Flour, and Mr. Tomasz Kulaga from UNCTAD/TrainForTrade moderated the discussions in the fora and provided technical assistance.

Course Results

At the end of each module, participants were invited to evaluate their knowledge through a quiz. The average grades for specific modules for both IMTS and SCIM range between 59.2% and 80.6% (see figure below).

Figure 4. Average score (%) for quizzes for specific modules (M1-M6) in IMTS (left) and SCIM (right) courses



Course Evaluation

The evaluation of the modules and the course have been designed to assess participants learning processes, the accuracy of the training material and the organization of the course while considering different aspects, such as the quality of the training material, the organization of the module, the module subjects, etc.

Each week, participants were asked to complete the opinion questionnaire about the modules they had just completed. They were also invited to evaluate the course once completion was achieved. **The satisfaction rate for all the modules for the two courses were at very high levels between 78% and 93%** (see the figures below).

Figure 5. Satisfaction rates (%) for specific modules (M1-M6) and final feedback in IMTS (left) and SCIM (right) courses

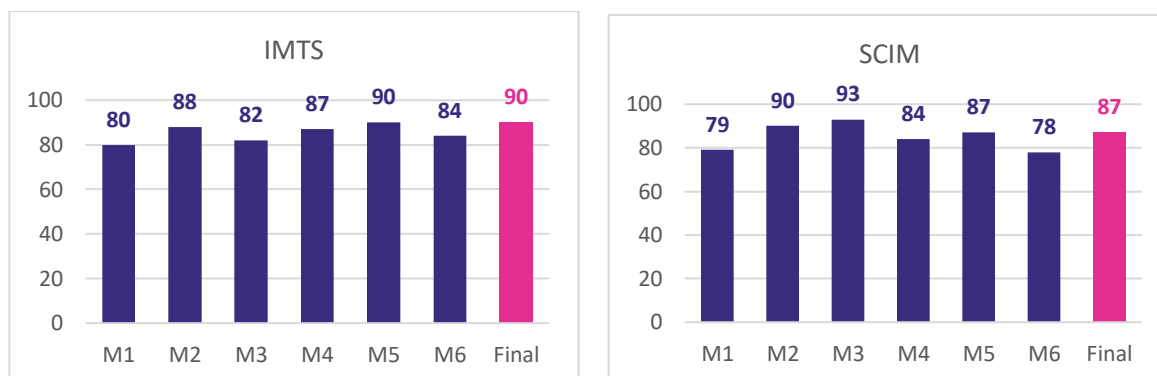
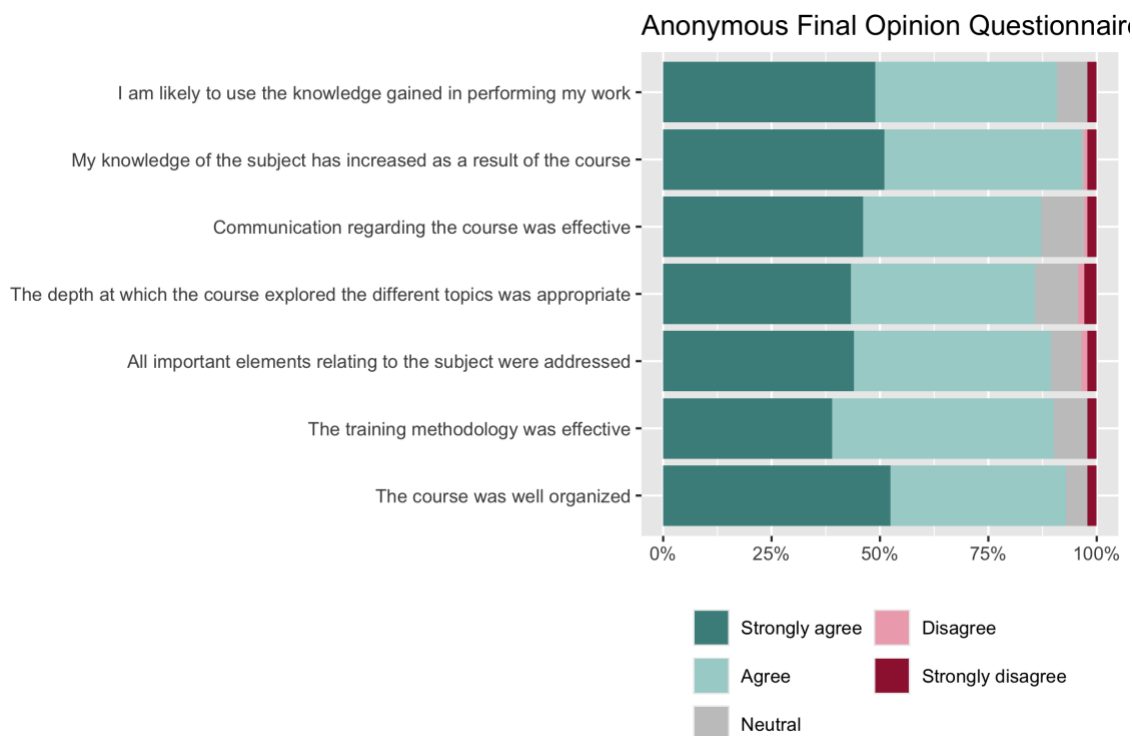


Figure 6. End of the course opinion questionnaire for IMTS 2024 course



Final Opinion Questionnaire

Strengths of the course

All aspects of the course generated positive feedback from the participants: topic, training materials and methods, facilitators and interaction with other participants.

“Overall, the strengths of the IMTS course lie in its comprehensive content, practical insights, expert instruction, interactive learning environment, and practical tools and resources, all of which contribute to a valuable and enriching learning experience for participants.”

“In my view, the strengths of the course include: flexibility, accessibility, quality education, supportive resources, and qualified instructors among other things. These strengths contribute to the overall effectiveness of the IMTS course in preparing students for their future careers.”

“The course included webinars that served as a venue for the resource speakers and participants to share their expertise and gained knowledge, respectively.”

“As someone who works in customs department specifically statistics office, in my view, the strength of the course is that it incorporates all subjects related to international trade and statistics (import and exports) between countries.”

“I really liked and appreciated the availability of learning resources for this course especially the lecture video where I could access easily and rewind as many times as I could. The training manual was easy to download saved for reference, the PowerPoint and the instructor put together himself. Those were extremely helpful to me in understanding every module or chapter material and studying for quizzes and exams. [...] The course was flexible with my schedule. [...] The pace of the class has been relatively easy enough to keep up with us well.”

Aspects to be improved

The course feedback also saw some requests for improvements. Among the most popular suggestions were to consolidate the course format and provide real-life examples and case studies within the material. Several requests for more interactive videos and clearer video audio were also presented.

“I recommend incorporating more concrete examples drawn from diverse global practices. These examples could offer invaluable insights into real-world applications of IMTS principles, enriching the learning experience for participants.”

“Maybe even give demonstrative example of how a national statistical office gathers different relevant information from e.g. from customs, businesses, and other sources, and compiles the data for analysis and dissemination. Something like that that shows the process of IMTS, not just the information and recommendations about IMTS, but its process.”

“The only aspect that could be improved is the testing format, as it could be made more practical. Additionally, the interactive videos could contain a bit more content and be slightly longer.”

Testimonials

Many people regarded the course as being helpful and pertinent to their professional work. The course illustrated that it clearly helped participants to better understand the International Merchandise Trade Statistics. Additionally, several participants highlighted the importance of being a part of a global learning community during the course.

*“This course was **extremely enriching**, providing **deep insights** into International Merchandise Trade Statistics (IMTS). **The interactive teaching methods** facilitated the practical application of the learned content in my work area, significantly **improving my analytical capabilities and strategic decision-making**. I recommend this course to professionals seeking advanced understanding and skills in international trade.”* —Carlos Benchimol, Cape Verde Customs, Cape Verde

*“These six modules are a **summary of what we are actually doing** in International Trade Statistics right across the countries. They are **very brief and to the point** on work relevance. I, as the new recruit of International Trade Statistician in National Statistics Office of Papua New Guinea, I am **acknowledging and appreciating** this short course for shedding light on how Trade Statistics should be managed.”*
— Issac McWilliams Kakaraya, National Statistics Office Papua New Guinea, Papua New Guinea

*“The knowledge obtained will allow me, as Technical Advisor, to generate a **multiplier effect** for the Industrial Sector and consolidate the importance of guaranteeing the adequate registration and documentation of information related to trade for our country, **strengthening overall the information systems and statistical data** registration. Thanks!”* — Gertrudis del Carmen Márquez Jimenez, C&G World Group, INC, Venezuela

Follow-up webinars

The e-learning course was followed by two webinars held on 7 May 2024 to allow big number of users from different time zones to connect. All course participants were invited to present their experiences with international merchandise trade statistics. From 14 submitted presentations, the following 7 were selected to be featured in the webinars:

First webinar

- Statistics of The Gambia Production and Compilation, Mr. Ebrima Weatherol (GAP Ferries, The Gambia)
- Digital Trade India: Successful Inter-Agency Collaboration, Mr. Vikram Gawade (UPL Logistics, India)
- Advancing ASEAN IMTS Database: Best Practices from Regional Enhancement Efforts, Maria Fransisca Widowati (ASEAN, Indonesia)
- Climate Change and Its Impacts on Trade, Mr. Sudhakar Kasture (IMPEXCONSULT, India)

Second webinar

- Data Compilation: An Understanding of Pharmaceutical Sector SMEs in Emerging and Developing Economies, Mr. Sampada Dash (Trade Connect Advisory Services, India)
- Challenges in the Measurement of International Merchandise Trade: Focus on the Digital Sector, Ms. Aida Mora Ayuso (Fundación Valenciaport, Spain)
- Institutional Arrangements: Pakistan, Mr. Mahendar Kumar (TDAP, Pakistan)
- Update on the revision of the IMTS 2010 manual process, Mr. Markie Muryawan (UNSD)

All course participants, as well as all previous participants of trade statistics courses were invited to attend. **The total number of participants registered for both webinars was 302 and 173 people.** The webinars were joined by Mr. Markie Muryawan from UNSD, Ms. Flavine Creppy from UNCTAD and Mr. Florian Eberth from the WTO. The events were moderated by Ms. Liliane Flour and Mr. Maxime Ladriere and supported by Mr. Mark Assaf, Mr. Dominique Chantrel and Mr. Tomasz Kulaga from UNCTAD/TrainForTrade.

The second webinar also saw an informative recap of the IMTS 2010 handbook being done by UNSD from Mr. Markie Muryawan. The revision is expected to be reviewed over 2025 and officially published in 2026.

Screenshots of the two IMTS 2024 closing webinars



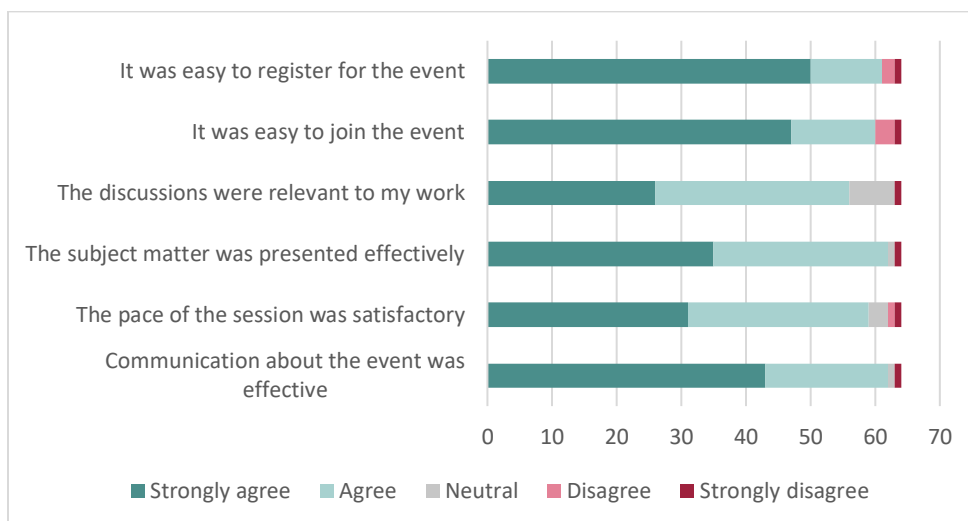


The webinars were conducted via Zoom platform. The slides shared in the event and its recording are available to course participants on the course platform.

Feedback

The satisfaction rate for the webinars were at 93% with 64 responses (see figure below).

Figure 7. Evaluation of the IMTS 2024 webinars



Conclusions

The course improved abilities and allowed 828 trade practitioners from 138 different countries or areas to exchange ideas and best practices. According to the analysis of the course evaluation, the methodology used to offer the course tools and resources through the distance learning platform was successful in many areas, including the quality of the training material. The participants feedback highlighted the richness of discussions and innovative approaches, but also the relevance of module subjects due to the added value that participants gained towards their respective fields of work. Moreover, the participant feedback was examined to enhance the course, and it will be utilized to further develop subsequent courses. Overall, the e-learning process was well adapted and organized.

Annex 1: Agenda of the e-learning course and webinars



E-LEARNING COURSE AND WEBINARS AGENDA

Organized by UNSD, UNCTAD, in cooperation with WTO
18 March – 28 April and webinars on 7 May 2024

Week	Module	Activities
Week 1 18 – 22 March	1: Conceptual Framework	Read the manual of Module 1 (34 pages) (PDF or EPUB)
		Watch the video M1 (43 slides) 44"
		Run quiz M1
		Give your feedback on Module 1
Week 2 25 – 29 March	2: Institutional Arrangements	Read the manual of Module 2 (24 pages) (PDF or EPUB)
		Watch the video M2 (19 slides) 20"
		Run quiz M2
		Give your feedback on Module 2
Week 3 1 – 5 April	3: Production and Compilation	Read the manual of Module 3 (30 pages) (PDF or EPUB)
		Watch the video M3 (27 slides) 48"
		Run quiz M3
		Give your feedback on Module 3
Week 4 8 – 12 April	4: Metadata and Quality	Read the manual of Module 4 (23 pages) (PDF or EPUB)
		Watch the video M4 (30 slides) 46"
		Run quiz M4
		Give your feedback on Module 4
Week 5 15 – 19 April	5: Dissemination and Analysis	Read the manual of Module 5 (28 pages) (PDF or EPUB)
		Watch the video M5 (30 slides) 60"
		Run quiz M5
		Give your feedback on Module 5
Week 6 22 – 26 April	6: New Areas of Work	Read the manual of Module 6 (25 pages) (PDF or EPUB)
		Watch the video M6 (29 slides) 48"
		Run quiz M6
		Give your feedback on Module 6 and on the course
		Complete Golden Book
Week 7 7 May	90" webinar on topics presented by selected course participants	

Annex 2: Participants of the e-learning course in English

The following table summarizes participants and certified participants of the e-learning courses with the breakdown of participants' country of residence and gender.

#	Country ²	Participants			Certificates		
		Total	W	M	Total	W	M
1	Afghanistan	1	0	1	0	0	0
2	Albania	1	1	0	0	0	0
3	Angola	4	4	0	0	0	0
4	Anguilla	1	1	0	0	0	0
5	Antigua and Barbuda	2	2	0	1	1	0
6	Argentina	7	5	2	0	0	0
7	Armenia	2	2	0	2	2	0
8	Aruba	1	0	1	0	0	0
9	Australia	2	1	1	0	0	0
10	Bahamas	5	5	0	3	3	0
11	Bangladesh	7	1	6	3	0	3
12	Barbados	7	5	2	5	4	1
13	Belarus	1	1	0	1	1	0
14	Belgium	2	1	1	0	0	0
15	Belize	7	6	1	7	6	1
16	Benin	1	1	0	0	0	0
17	Bolivia (Plurinational State of)	3	3	0	0	0	0
18	Bonaire, Sint Eustatius and Saba	1	0	1	0	0	0
19	Botswana	7	4	3	3	1	2
20	Brazil	8	1	7	2	0	2
21	Bulgaria	4	4	0	1	1	0
22	Burkina Faso	1	0	1	0	0	0
23	Cabo Verde	8	3	5	3	2	1
24	Cambodia	5	2	3	1	1	0
25	Cameroon	3	1	2	1	1	0
26	Canada	3	1	2	0	0	0
27	Chile	1	0	1	0	0	0
28	China	63	33	30	18	10	8
29	China, Hong Kong SAR	2	1	1	1	1	0
30	China, Macao SAR	2	0	2	2	0	2
31	Colombia	16	6	10	4	2	2
32	Costa Rica	3	1	2	2	0	2
33	Croatia	1	0	1	0	0	0
34	Cuba	6	3	3	0	0	0
35	Côte d'Ivoire	2	2	0	1	1	0
36	Denmark	1	1	0	0	0	0
37	Djibouti	2	0	2	0	0	0
38	Dominica	5	5	0	2	2	0
39	Dominican Republic	5	3	2	3	2	1
40	Ecuador	7	2	5	4	2	2
41	Egypt	13	5	8	7	3	4
42	El Salvador	1	0	1	1	0	1

² United Nations country designations

#	Country ²	Participants			Certificates		
		Total	W	M	Total	W	M
43	Eswatini	1	0	1	1	0	1
44	Ethiopia	17	2	15	0	0	0
45	Fiji	11	4	7	6	3	3
46	France	6	2	4	3	1	2
47	Gambia	1	0	1	1	0	1
48	Georgia	6	4	2	4	3	1
49	Germany	6	3	3	2	1	1
50	Ghana	20	8	12	8	4	4
51	Greece	1	1	0	0	0	0
52	Grenada	1	0	1	0	0	0
53	Guatemala	4	1	3	0	0	0
54	Guyana	4	2	2	2	2	0
55	Haiti	1	0	1	0	0	0
56	Honduras	2	2	0	1	1	0
57	Hungary	1	0	1	0	0	0
58	India	66	20	46	13	4	9
59	Indonesia	21	11	10	3	2	1
60	Iran (Islamic Republic of)	7	3	4	3	1	2
61	Isle of Man	1	0	1	0	0	0
62	Italy	8	6	2	3	2	1
63	Jamaica	5	4	1	4	3	1
64	Kazakhstan	1	1	0	0	0	0
65	Kenya	18	7	11	9	3	6
66	Kiribati	1	1	0	0	0	0
67	Latvia	4	4	0	4	4	0
68	Lebanon	1	1	0	0	0	0
69	Lesotho	3	3	0	3	3	0
70	Madagascar	2	1	1	0	0	0
71	Malawi	9	1	8	6	0	6
72	Malaysia	5	5	0	3	3	0
73	Maldives	9	7	2	3	2	1
74	Mauritius	3	2	1	3	2	1
75	Mexico	11	7	4	6	3	3
76	Mongolia	1	0	1	0	0	0
77	Montserrat	2	0	2	0	0	0
78	Morocco	1	0	1	0	0	0
79	Mozambique	1	0	1	0	0	0
80	Myanmar	5	5	0	1	1	0
81	Namibia	3	0	3	2	0	2
82	New Zealand	2	1	1	1	1	0
83	Nigeria	37	16	21	7	2	5
84	Pakistan	17	4	13	8	3	5
85	Palau	1	0	1	0	0	0
86	Panama	4	2	2	3	1	2
87	Papua New Guinea	6	2	4	5	2	3
88	Paraguay	4	2	2	2	2	0
89	Peru	19	8	11	6	2	4
90	Philippines	38	20	18	15	6	9
91	Poland	2	2	0	2	2	0
92	Portugal	1	1	0	1	1	0
93	Puerto Rico	1	1	0	1	1	0

#	Country ²	Participants			Certificates		
		Total	W	M	Total	W	M
94	Republic of Korea	1	1	0	0	0	0
95	Russian Federation	6	2	4	5	2	3
96	Rwanda	3	0	3	2	0	2
97	Saint Kitts and Nevis	1	1	0	0	0	0
98	Saint Lucia	2	2	0	2	2	0
99	Saint Vincent and the Grenadines	1	0	1	1	0	1
100	Samoa	1	1	0	1	1	0
101	Sao Tome and Principe	1	0	1	1	0	1
102	Saudi Arabia	3	0	3	1	0	1
103	Senegal	2	0	2	0	0	0
104	Serbia	3	2	1	1	1	0
105	Seychelles	4	3	1	3	2	1
106	Singapore	2	1	1	1	0	1
107	Solomon Islands	2	0	2	1	0	1
108	Somalia	3	1	2	0	0	0
109	South Africa	5	4	1	2	1	1
110	South Sudan	1	1	0	0	0	0
111	Spain	7	3	4	2	1	1
112	Sri Lanka	13	5	8	4	2	2
113	State of Palestine	1	0	1	0	0	0
114	Sweden	2	1	1	1	0	1
115	Switzerland	10	7	3	4	2	2
116	Syrian Arab Republic	1	0	1	0	0	0
117	Tajikistan	1	0	1	0	0	0
118	Thailand	10	7	3	9	6	3
119	Timor-Leste	1	0	1	1	0	1
120	Togo	1	0	1	0	0	0
121	Tonga	1	1	0	0	0	0
122	Trinidad and Tobago	7	7	0	3	3	0
123	Tunisia	1	0	1	0	0	0
124	Turks and Caicos Islands	3	3	0	0	0	0
125	Türkiye	3	3	0	1	1	0
126	Uganda	1	0	1	0	0	0
127	Ukraine	3	3	0	2	2	0
128	United Arab Emirates	3	1	2	2	0	2
129	United Kingdom	11	6	5	3	2	1
130	United Republic of Tanzania	4	0	4	1	0	1
131	United States of America	10	5	5	7	3	4
132	Uruguay	2	2	0	2	2	0
133	Uzbekistan	1	0	1	1	0	1
134	Vanuatu	2	2	0	1	1	0
135	Venezuela (Bolivarian Republic of)	4	4	0	2	2	0
136	Viet Nam	9	6	3	3	2	1
137	Zambia	4	2	2	3	1	2
138	Zimbabwe	9	1	8	3	0	3
	International organisation	36	12	24	10	3	7
	Total	828	394	434	309	158	150

Annex 3: Participants of the e-learning course in French

The following table summarizes participants and certified participants of the e-learning courses with the breakdown of participants' country of residence and gender.

#	Country ³	Participants			Certificats		
		Total	F	H	Total	F	H
1	Algeria	1	1	0	0	0	0
2	Belgium	1	1	0	0	0	0
3	Benin	22	7	15	12	4	8
4	Brazil	1	0	1	1	0	1
5	Burkina Faso	10	3	7	2	0	2
6	Burundi	1	0	1	1	0	1
7	Cabo Verde	2	2	0	0	0	0
8	Cameroon	50	23	27	14	5	9
9	Canada	2	1	1	0	0	0
10	Central African Republic	1	1	0	0	0	0
11	Chad	1	1	0	0	0	0
12	China	1	1	0	1	1	0
13	Comoros	2	1	1	1	0	1
14	Congo	2	0	2	1	0	1
15	Côte d'Ivoire	13	0	13	6	0	6
16	Democratic Republic of the Congo	4	2	2	1	1	0
17	Djibouti	10	3	7	4	2	2
18	France	13	9	4	6	4	2
19	Gabon	2	1	1	1	0	1
20	Guinea	7	3	4	0	0	0
21	Guinea-Bissau	1	0	1	0	0	0
22	Haiti	12	2	10	4	2	2
23	Kenya	1	1	0	1	1	0
24	Luxembourg	1	0	1	1	0	1
25	Madagascar	6	3	3	3	1	2
26	Mali	4	0	4	2	0	2
27	Mauritania	4	0	4	3	0	3
28	Morocco	10	4	6	5	4	1
29	New Caledonia	1	1	0	1	1	0
30	Niger	5	2	3	3	0	3
31	Peru	2	0	2	0	0	0
32	Senegal	13	5	8	6	2	4
33	Switzerland	1	1	0	0	0	0
34	Togo	20	5	15	13	4	9
35	Tunisia	13	7	6	6	4	2
	International organisation	2	0	2	1	0	1
	Total	242	91	151	100	36	64

³ United Nations country designations