



Report on the TrainForTrade course Statistics of International Trade in Services (SITS) 2023.

Organized by UNCTAD in cooperation with UNSD and WTO

Delivered in English and French

Course delivery dates: from 11 September to 20 October 2023

Webinars' date: 31 October 2023



STATISTICS OF INTERNATIONAL TRADE IN SERVICES 2023

e-learning from 11 September to 20 October + webinars on 31 October

Module 1

Module 2

Module 3

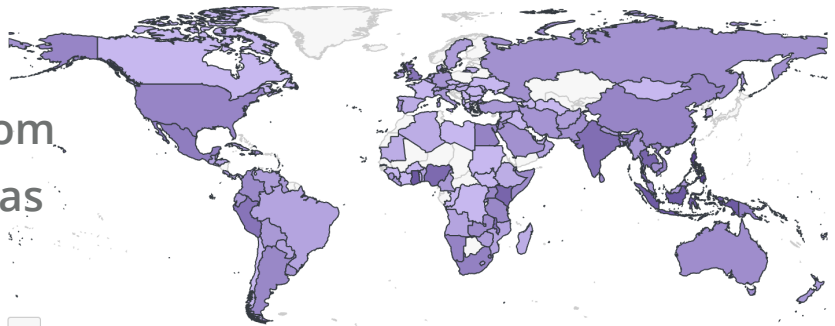
Module 4

Module 5

Module 6

Webinar

1024 participants from 149 countries or areas



463 women (45%)



650 post exchanges in the forum



74% average score




88% satisfaction rate



474 certificates granted



Participants had access to manuals, multimedia presentations, tests, surveys, forum and webinars



"It's not just educational; it's transformative."

"Remarkable journey through the complex world of global services trade."

"This program has been an invaluable learning experience."



Summary

The e-learning courses on “Statistics on International Trade in Services” (SITS) (in English) and “Statistiques du Commerce International des Services” (SCIS) (in French) were successfully organized by the United Nations Conference on Trade and Development (UNCTAD), in cooperation with United Nations Statistics Division (UNSD) and the World Trade Organization (WTO). The courses were delivered from 11 September to 20 October 2023. The SITS 2023 course was followed by two webinars held on the 31 October 2023 while the SCIS 2023 course was followed by one webinar held on 1 November.

The total number of participants for both the SITS 2023 (English) and SCIS 2023 (French) courses was of 1433 participants (607 women – 42 percent) from 160 countries or areas. Out of the total registered, 615 have received a certificate of completion. Overall, the average score and satisfaction rates for both courses were of 75 and 88 percent respectively.

For the SITS 2023 English course alone, this year there was a total of 1024 participants registered (463 women – 45 percent) from 149 countries or areas. Out of all registered and accepted candidates, 621 participants initiated their activities in the course and 474 have completed it receiving a certificate of completion. Overall, the course was met with success and interaction. The average score and satisfaction rates for the course were at very high levels of 74 and 88 percent respectively.

The course was delivered via the TrainForTrade distance learning platform. In this platform, participants had access to manuals, multimedia presentations, modules, evaluations, opinion polls, and forums created for each module for discussion with the instructor and other participants.

The main objectives of the course on Trade in Services Statistics are to improve and enhance statisticians’ ability to do their work, and to help them better understand the user manual on Statistics of International Trade in Services (MSITS 2010). The global objective of the eLearning courses is to provide smoother accessibility and complete training material for those involved in the collection, compilation, and dissemination of statistical data.

Note: This report presents results mainly for the SITS 2023 course. At times there is some information presented for the SCIS 2023 course or other trade statistics courses as well and in such cases, it is clearly noted.



Table of contents

Summary	3
Background.....	4
Objectives.....	5
Programme Outline.....	5
Course Participants	6
Delivery of the Course	8
Course Results	8
Discussions in the forum	8
Course Evaluation.....	9
Follow-up webinars.....	12
Conclusions.....	14
Annex 1: Agenda of the e-learning course and webinars	15
Annex 2: Participants of the e-learning course in English	16
Annex 3: Participants of the e-learning course in French.....	20

Background

The development of a sound statistical system is a key to the implementation of evidence-based policies and to the emergence of an open and unbiased dialogue between stakeholders and policy makers. Therefore, it is an essential tool of both economic performance and social cohesion.

This is especially true when trade negotiations are under way and when countries understand and precisely assess their offensive and defensive interests in this context. In such a situation, public authorities must define a global strategy and to translate this approach into specific negotiating positions. Statistics are a key tool in this process. They allow the sharing of a diagnostic of the current situation between all national stakeholders and a clear understanding of the national interests.

While internationally agreed statistical definitions, concepts and methodologies for trade in goods statistics are long established and generally well implemented around the world, the same cannot be said for trade in services statistics. Although internationally agreed statistical definitions, concepts and methodologies for trade in services statistics now exist, these are still relatively new, and their global implementation is uneven. Now, services represent a key component of the economic activity in every country and a fast-growing component of international trade, now account for 1/5th of all international trade by value measured only on a Balance of Payments basis. In addition, they are the subject of multilateral, regional and bilateral negotiations all over the world. Hence the acute necessity to develop the corresponding statistics on a sound and harmonized basis.

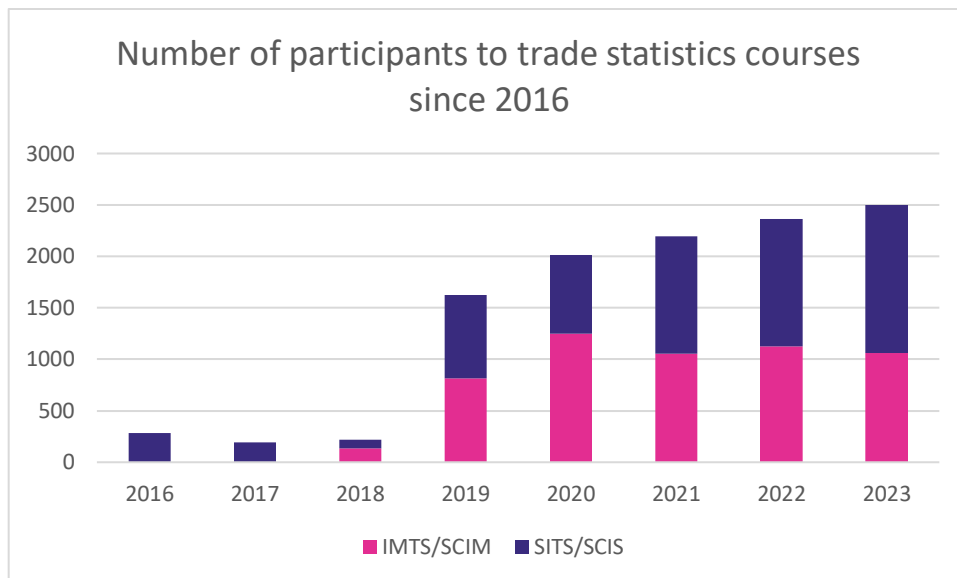
UNCTAD is the United Nations’ focal point for the integrated treatment of trade and development and the interrelated issues in the areas of finance, technology, investment and sustainable development. UNCTAD compiles, validates and processes a wide range of data collected from national and international sources.



This TrainForTrade course is a response to several demands for technical assistance in the compilation of trade in services statistics and directly addresses the aims of Goal 17 of Agenda 2030 for Sustainable Development. This course has been developed and produced jointly by UNCTAD, the World Trade Organization (WTO) and the United Nations Statistics Division (UNSD). It has also benefited from the close collaboration of the Inter-Agency Task Force on ‘Statistics of International Trade and Services’.

Both courses “Statistics on International Trade in Services” (SITS) (in English) and “Statistiques du Commerce International des Services” (SCIS) (in French) are part of a bigger initiative undertaken by the United Nations Conference on Trade and Development (UNCTAD), in cooperation with United Nations Statistics Division (UNSD) and the World Trade Organization (WTO). Its objective is to run trade statistics courses on a yearly basis. Apart from SITS and SCIS courses, the initiative also comprises “International Merchandise Trade Statistics” (IMTS) (in English) and “Statistiques du Commerce International des Marchandises” (SCIM) (in French). As seen in Figure 1 below, since 2016 there has been growing interest in these courses and the total number of participants have exceeded 11 thousand by now. The big jump in 2019 coincides with opening the courses to all interested individuals.

Figure 1. Course participants’ roles in SITS 2023 (English) and SCIS 2023 (French) courses



Objectives

The main objectives of the course on Trade in Services Statistics are to improve and enhance statisticians' ability to do their work, and to help them better understand the user manual on Statistics of International Trade in Services (MSITS 2010).

The global objective of the eLearning courses is to provide smoother accessibility and complete training material for those involved in the collection, compilation and dissemination of statistical data. Although the focus of the course is primarily on services trade statistics, it is also placed in a broader context of SNA2008 and BPM6 (2016) frameworks.

Programme Outline

The training package consists of six modules presented below and delivered in a period of six weeks. For a detailed agenda please refer to Annex 1: Agenda of the e-learning course. Every module includes



a participant's manual with an interactive video helping understand the manual's contents and a discussion forum. After each module participants were asked to complete a test and an opinion questionnaire.

Course modules

1. Importance of Statistics on International Trade in Services
2. Setting up Pre-requisites for Data Collection and Compilation
3. Data sources & Collection
4. Data Compilation (BOP STIS)
5. Data Compilation (FATS)
6. Dissemination and Analysis

Course Participants

Primary Target

Compilers and producers of data (statistics of international trade in services, balance of payments, business statistics, etc.):

- BoP statisticians (from Central Banks or National Statistical Institutes)
- Statistical officers in trade and services
- National accountants
- Business statisticians

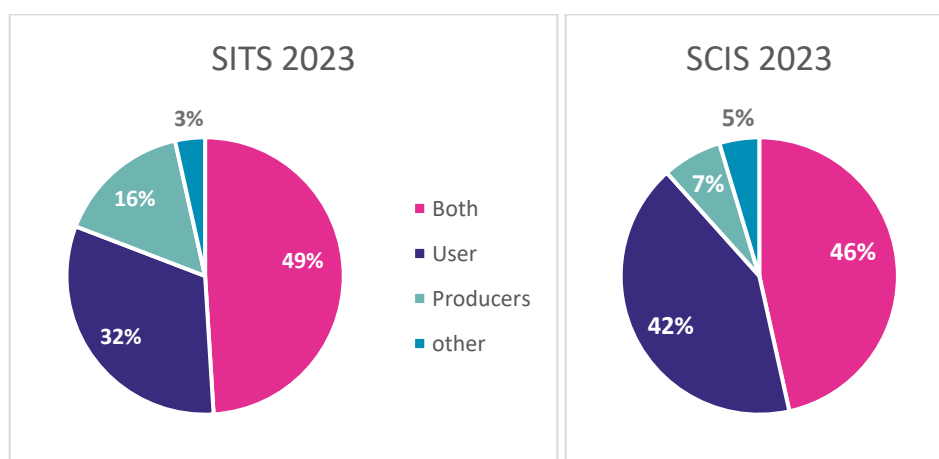
Secondary Target

Data users:

- Ministries (Tourism, Trade, Economy and Finance)
- Other industry players (economists, lawyers, etc.)

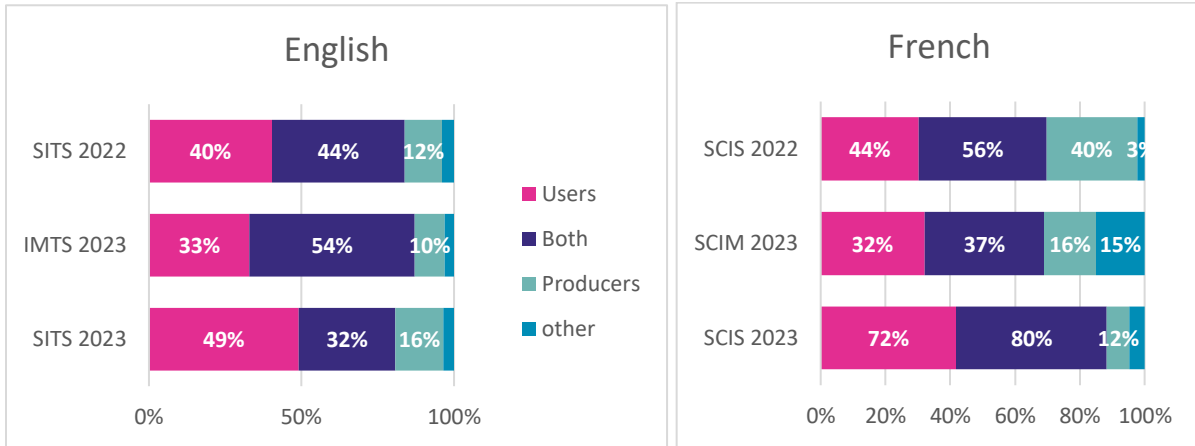
A total of 1024 participants (463 women – 45%) from 149 countries registered and were selected to participate in the SITS 2023 course. Out of the total of 1024 registered and accepted candidates, 621 participants initiated their activities in the course and 473 have completed it receiving a certificate of completion.

Figure 2. Course participants' roles in SITS 2023 (English) and SCIS 2023 (French) courses



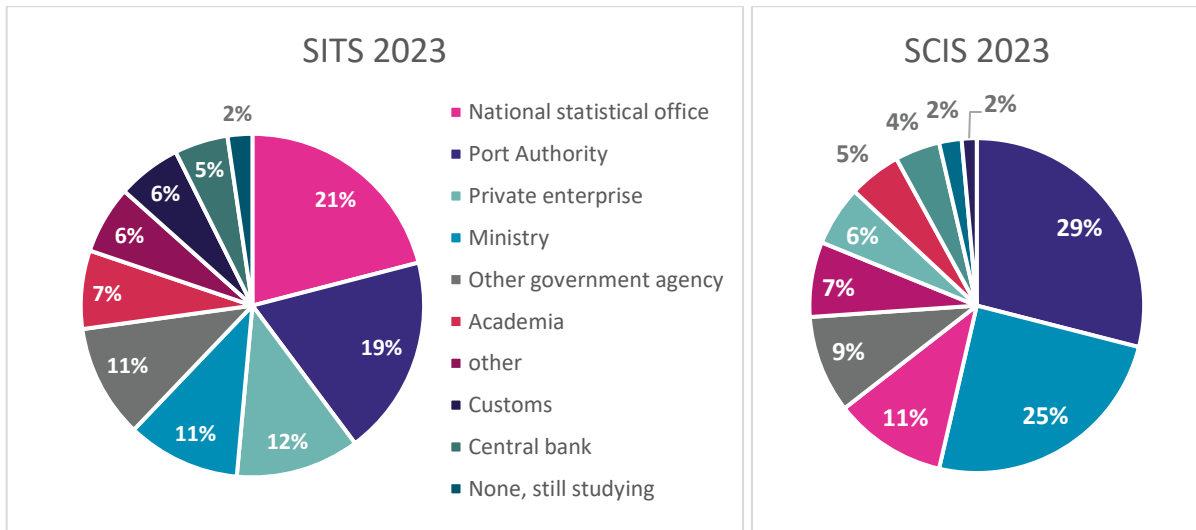
As shown in Figure 2, 49 percent of participants of SITS 2023 course consider themselves as both user and producers of trade statistics. Additionally, 32 percent were users only while only 16 percent were producers only. The percentages were quite similar for the SCIS 2023 course. This shows an interesting shift in the course population with growing interest from those who analyze and interpret these statistics. It encourages dialog and mutual understanding between compilers and users.

Figure 3. Course participants' roles in recent courses



As also shown in Figure 3 presenting previous courses on International Merchandise Trade Statistics (IMTS for English and SCIM for French) and Statistics of International Trade in Services (SITS for English and SCIS for French), one can see an increasing interest from users and analysts of trade statistics to follow these courses.

Figure 4. Course participants' institution in SITS 2023 (English) and SCIS 2023 (French) courses



In Figure 4, one can observe that 21 percent of the SITS 2023 course participants belonged to a national statistical office. The other percentages include 19 percent to port authority followed by 12 percent to private enterprise. For SCIS 2023, the composition of participants was quite different with higher participation from port authority and ministries.

For detailed information about participants, with breakdown by gender and countries, please refer to Annex 2: Participants of the e-learning course and Annex 3: Participants of the e-learning course in French.



Delivery of the Course

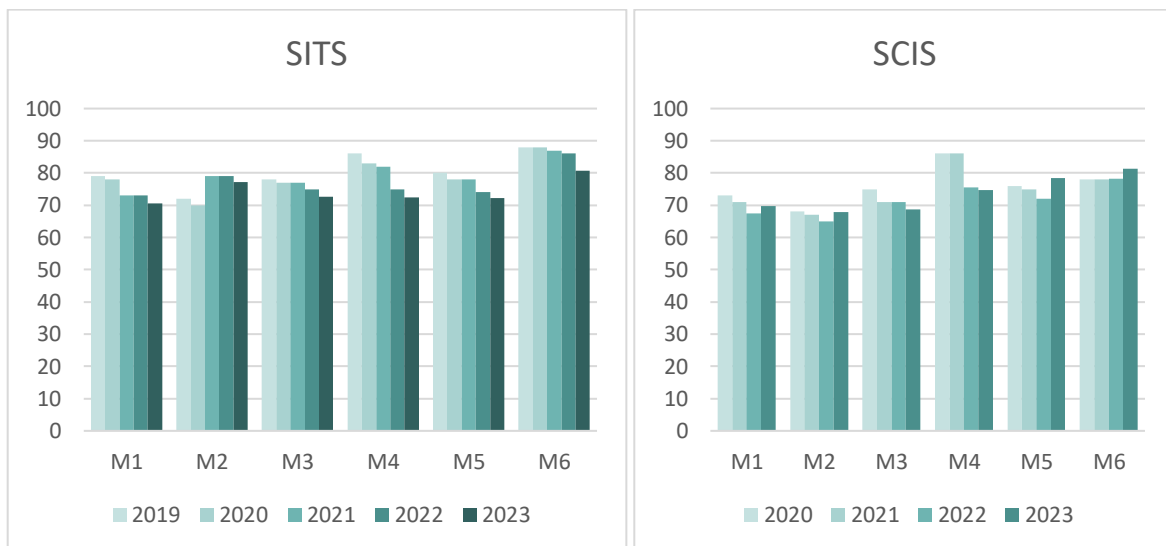
The on-line courses were conducted from 11 September to 20 October 2023 in English and French with follow-up webinars organized on 31 October (in English) and 1 November 2023 (in French). Registration and course participation were free of charge. Registered trainees were accepted and provided with the online platform user guide and the credentials to log-on to the TrainForTrade e-learning platform.

The e-learning courses were conducted according to the established schedule (see Annex 1: Agenda of the e-learning course). During the six-week period, participants had the opportunity to go through six modules of the course to learn through various multimedia means available in the e-learning platform (manuals and videos) and to interact with other participants from different countries, facilitators, and experts in the discussion fora. Trainees had the flexibility to study and participate in the fora of the different sections of the course, generating enriching discussions and allowing the exchange of information, ideas, and experiences. At the end of each week, participants were evaluated through an on-line test. Additionally, at the end of each week and at the end of the course, participants were invited to share their feedback and suggestions. This information was used to improve the training material and the organization of the course in the future (for more information, refer to the Course Evaluation section below).

Course Results

At the end of each module, participants were invited to evaluate their knowledge through a quiz. The average grade for specific modules for different years and languages were ranging between 65 and 88 percent (see figure below).

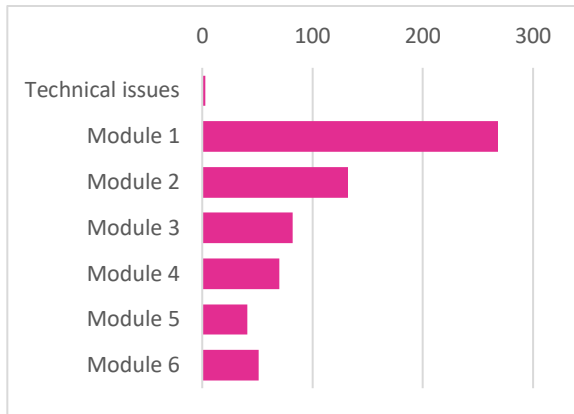
Figure 5. Average score (%) for quizzes for specific modules (M1-M6) in SITS (English) and SCIS (French) courses



Discussions in the forum

Participants engaged in discussions and exchanges with experts in the course forum. **There was a total of 650 posts** exchanged mostly focusing on topics covered by the course. Brief overview can be found in the figure below.

Figure 6. Number of posts in the different fora and the word cloud with the most frequent words used



Main moderators for the fora:

Ms. Barbara d’Andrea from WTO, Mr. Vysaul Nyirongo and Mr. Markie Muryawan from UNSD and Ms. Sanja Blazevic from UNCTAD replied to specific questions asked by participants in the online fora. Mr. Dominique Chantrel, Mr. Tomasz Kulaga and Ms. Lili Flour from UNCTAD/TrainForTrade moderated the discussions in the fora and provided technical assistance.

Course Evaluation

The evaluation of the modules and the course itself has been designed to assess the learning process of the participants, the accuracy of the training material and the organization of the course, taking into account different aspects such as the quality of the training material, the organization of the module, the module subjects, etc.

Each week, participants were asked to complete the opinion questionnaire about the modules they had just completed. They were also invited to evaluate the course at the end. **The satisfaction rate for all the modules for different years and languages were at very high levels between 68 and 93 percent** (see the figures below).

Figure 7. Satisfaction rates (%) for specific modules (M1-M6) and final feedback in SITS (English) and SCIS (French) courses

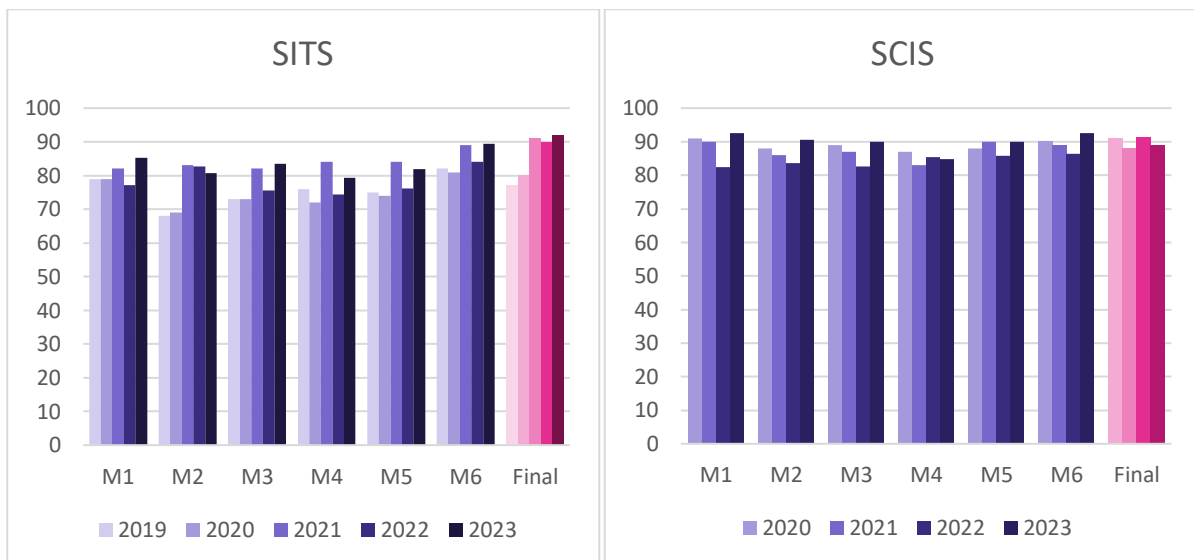
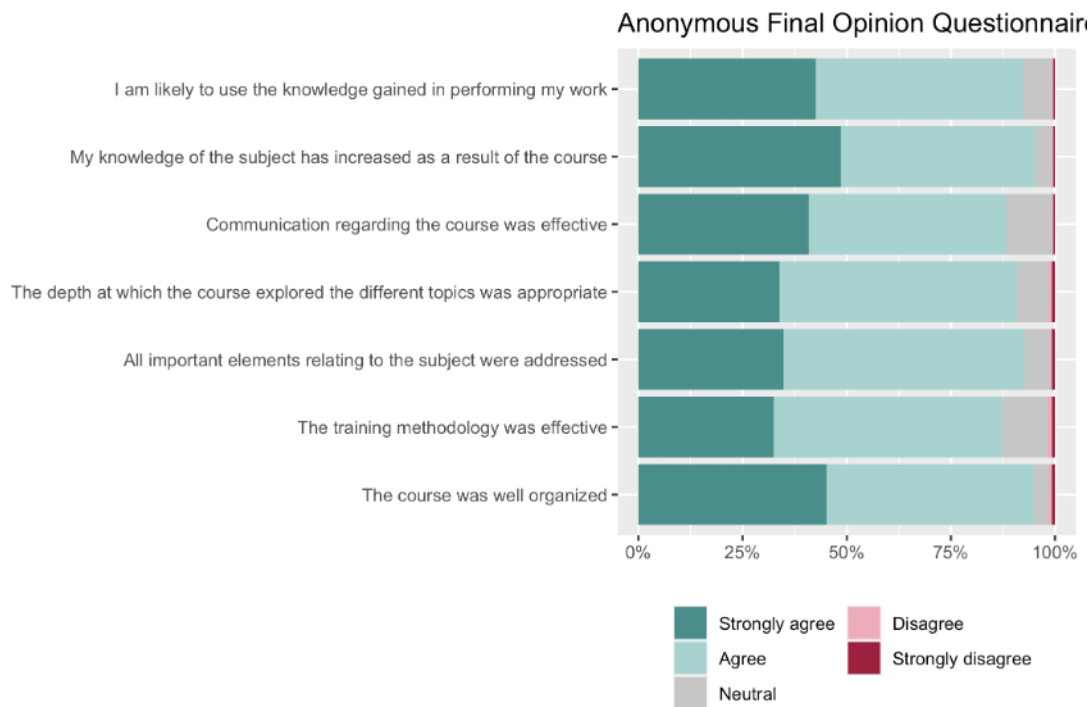


Figure 8. End of the course opinion questionnaire for SITS 2023 (English)



Final Opinion Questionnaire

Below there are a few excerpts from the final feedback form.

Strengths of the course

The most popular strengths of the course were the high level of detail provided, the courses organized structure and the effectiveness of making a complex topic easy to understand.

“Summarizing such a dense topic in specific modules allows the user to gradually understand it and grasp the key elements for each section, it also facilitates the retention of the information explained.”

“The strengths of the course are the detail of the information within the presentation and the manual.”

“The course was written and in an organized manner. It is easy to follow.”

“A very clear course that effectively describes a very complicated topic.”

“The strength of the course is the level of detail given on each topic. It was very comprehensive and clear.”

“The course was streamlined and well-constructed with properly defined questions.”

Aspects to be improved

There were several requests for more time to complete the course. Many found the density of the topic to be intensive, necessitating the need for more time to finish module activities. This demand may be aligned with the increase in statistics users as participants compared to the target population which is statistics producers.

“In my opinion, the length of the course should be extended to allow the participants to get a better grasp of the information in the manual.”



“The duration of the course is too short. It is a lot of information to digest.”

“Extending the duration of the course to allow all learners sufficient time to complete the course in view of its importance and usefulness in improving professional skills.”

Another popular suggestion in the feedback was to have more practical information and examples in the course materials including requests for case studies and country specific examples.

“Possibly include more practical illustrations for the course in order to enhance understanding of the participants who may be new to the course content.”

“The introduction of case studies can make participants understand the concept more.”

“I would be glad to see even more practical examples.”

“To better understand some of the implications, I think it would be helpful to include more case studies and examples that highlight the most important aspects of each module/chapter.”

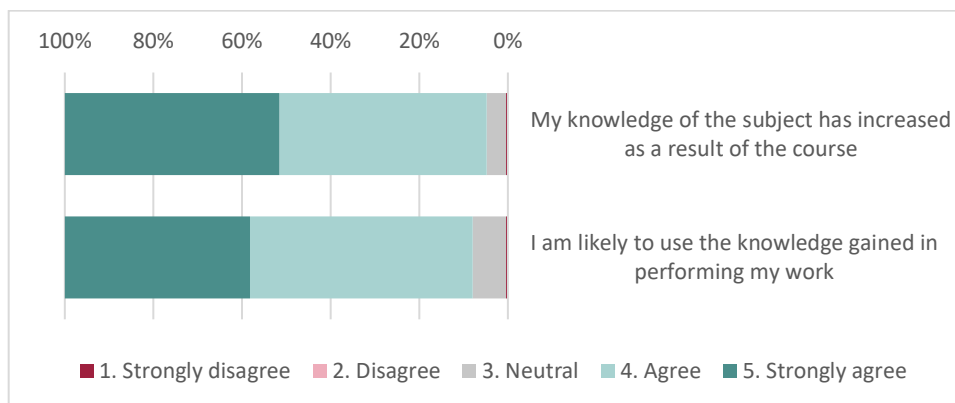
Many also requested summaries at the end of the modules, such as at the end of the manual chapters and videos.

“My suggestions is we should summarize our slides very and strengthen to the point.”

Course impact

Figure 9 provides a visual of the course impact as reflected upon by participants. Overall, almost all participants feel they have increased their knowledge (95 per cent) and believe this new understanding of the course topic will assist in their professional work performance (92 per cent).

Figure 9. SITS 2023 course impact



Testimonials

All aspects of the course generated positive feedback from the participants: topic, training materials and methods, facilitators and interaction with other participants.

Many noted that the topic was relevant and interesting and it was covered with a simple and understandable approach, which was however thorough and comprehensive.

*“This course on international trade in services was **a remarkable journey through the complex world of global services trade**. I am leaving with a newfound appreciation for the significance of services in the global economy and a skill set that is highly relevant in today's interconnected world. **I would highly***



recommend this course** to anyone interested in understanding the dynamics of international trade and its impact on services. **It's not just educational; it's transformative. – Djon Gabor, GlobalPort Matnoa Terminal, Inc., Philippines

*"I consider that the course has **helped me a lot to be more creative in measuring international trade in services**. The course gives very good tools to analyze and build service trade statistics."* – Daniel Fuentes, National Institute for Statistics and Geography (INEGI), Mexico

*"This program has been an invaluable learning experience, providing me with **a deep understanding of the complex world of international trade in services and the essential statistical tools to navigate it effectively**. The **combination of theoretical knowledge and practical applications** made the learning process **engaging and enlightening**."* – Phyllis Mutisya, Kenya Power and Lighting Company, Kenya

*"The training **simplified and made complex issues understandable**, and it was well worth the time. Highly recommended for anyone interested in improving their international trade game!"* – Saruvaan Hussain Husnee, Senior Business Development Executive, Maldives

Follow-up webinars

The e-learning course was followed by two webinars held on 31 October 2023 to allow a large number of users from different time zones to connect. All course participants were invited to present their experiences with statistics of international trade in services. From 16 submitted presentations, the following 8 were selected to be featured in the webinars:

First webinar

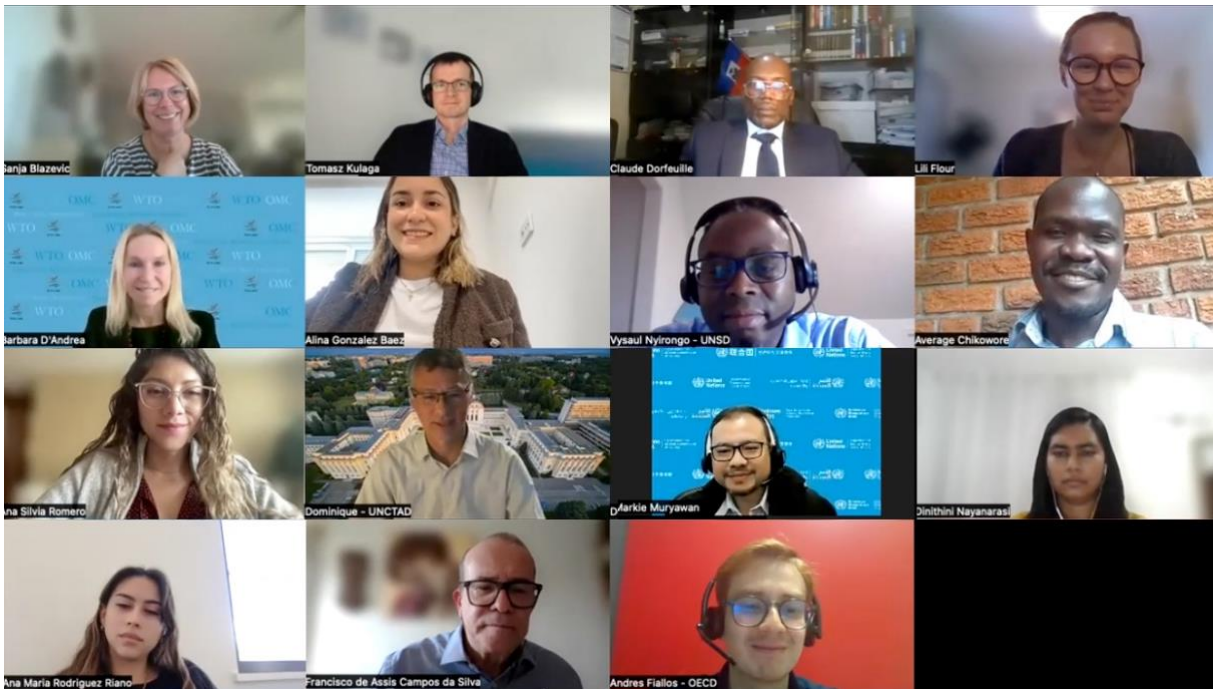
- Challenges of measuring international trade in digital services, Ms. Irina Korgun (Hankuk University of Foreign Studies, Korea)
- Measurements of Trade in Services, Mr. Average Chikowore (Zimbabwe Revenue Authority)
- Trade Statistics and corruptions among country partners: The case of Haiti and the Dominican Republic, Mr. Claude Dorfeuille (Self Employed, Haiti)
- Tourism of the Dominican Republic, Ms. Alina Gonzalez Baez (Central Bank of the Dominican Republic)

Second webinar

- The OECD-WTO Balanced Trade in Services Dataset (BATIS), Mr. Andres Fiallos (OECD)
- Mexico: Alternative data sources for BoP compilation, Ms. Ana Silvia Romero (Banco de Mexico)
- Data Compilation (BoP STIS): Case of Sri Lanka, Ms. Dinithini Nayanarasi (Department of Census and Statistics, Sri Lanka)
- Classification of Services as Products – the experience of Brazil, Mr. Francisco de Assis Campos da Silva (Ministry of Development, Industry, Commerce and Services of Brazil)

UNCTAD expert, Ms. Sanja Blazevic, presented during both webinar sessions on the topic Trade-in-Services Statistics Information System (TiSSTAT).

Figure 10. Combined screenshot of both SITS 2023 webinars



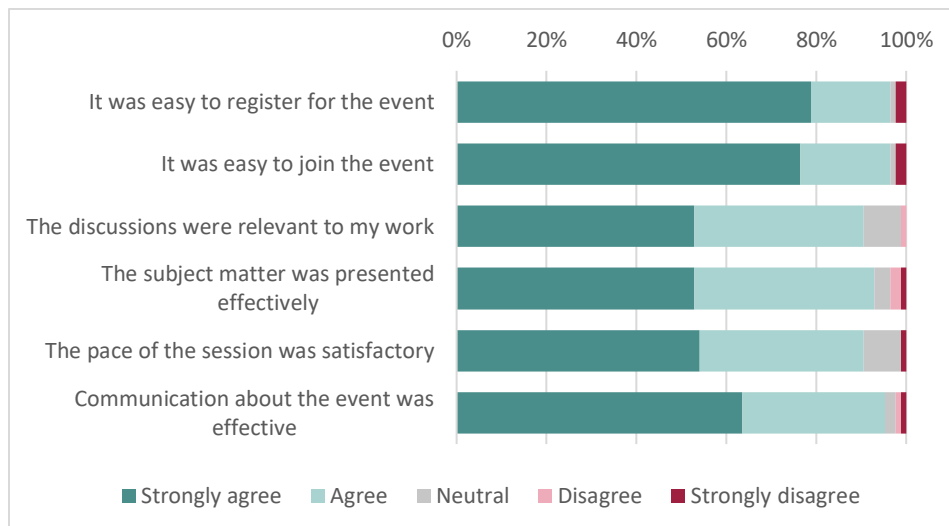
All course participants as well as all previous participants of trade statistics courses were invited to attend. **A total number of participants registered for both webinars was 356 and 216 respectively.** The webinars were joined by Ms. Barbara d’Andrea from WTO, Mr. Vysaul Nyirongo, Mr. Markie Muryawan and Ms. Jiayue Zeng from UNSD and Ms. Anu Peltola and Ms. Sanja Blazevic from UNCTAD. The events were moderated and supported by Mr. Dominique Chantrel, Mr. Tomasz Kulaga and Ms. Lili Flour from UNCTAD/TrainForTrade.

The webinars were conducted via Zoom platform. The slides shared in the event and its recording is available to course participants on the course platform.

Feedback

The satisfaction rate for the webinars was at 94 percent with 85 responses (see figure below).

Figure 11. Evaluation of the SITS 2022 webinars





Conclusions

The course enhanced capacities and enabled exchanges and sharing practices between 1024 trade practitioners from 149 countries or areas. According to the analysis of the course evaluation, the methodology used to deliver the course tools and resources provided through the distance learning platform succeeded in various aspects such as the quality of the training material and the efficiency of the module. Feedbacks highlighted the richness of discussions and innovative approaches, but also the relevance of module subjects in view of the added value participants gained towards their field of work. Moreover, to improve the course, comments from the participants were analyzed and will be used to elaborate on future courses. Eventually, the e-learning process was well adapted and organized.



Annex 1: Agenda of the e-learning course and webinars



Please find below a recommended progress schedule for the course.

DATES	MODULE	ACTIVITIES
Week 1		
11-15 September	Module 1: Importance of Trade in Services Statistics	Read the manual of Module 1 (21 pages) (PDF or EPUB) Watch the video M1 (34 slides) 31" Run quiz M1 Give your feedback on M1 (Opinion questionnaire)
Week 2		
18-22 September	Module 2: Setting up Pre-requisites for Data Collection and Compilation	Read the manual of Module 2 (35 pages) (PDF or EPUB) Watch the video M2 Part 1 & Part 2 (66 slides) 21"30' + 21" Run quiz M2 Give your feedback on M2 (Opinion questionnaire)
Week 3		
25-29 September	Module 3: Data Sources and Collection	Read the manual of Module 3 (35 pages) (PDF or EPUB) Watch the video M3 Part 1 & Part 2 (61 slides) 23" + 19" Run quiz M3 Give your feedback on M3 (Opinion questionnaire)
Week 4		
2-6 October	Module 4: Data Compilation (BOP STIS)	Read the manual of Module 4 (39 pages) (PDF or EPUB) Watch the video M4 (52 slides) 26" Run quiz M4 Give your feedback on M4 (Opinion questionnaire)
Week 5		
9-13 October	Module 5: Data Compilation (FATS)	Read the manual of Module 5 (39 pages) (PDF or EPUB) Watch the video M5 Part 1 & Part 2 (44 slides) 23" + 20" Run quiz M5 Give your feedback on M5 (Opinion questionnaire)
Week 6		
16-20 October	Module 6: Dissemination and Analysis	Read the manual of Module 6 (39 pages) (PDF or EPUB) Watch the video M6 (31 slides) 31" Run quiz M6 Give your feedback on M6 (Opinion questionnaire) Give your overall feedback on this course (Final opinion questionnaire)
Week 7		
31 October	90" webinars sharing course results and experiences on SITS	



Annex 2: Participants of the e-learning course in English

The following table summarizes participants and certified participants of the e-learning courses with the breakdown of participants' country of residence and gender.

#	Country ¹	Participants			Certificates		
		Total	W	M	Total	W	M
1	Afghanistan	4	0	4	1	0	1
2	Albania	2	1	1	2	1	1
3	Algeria	2	0	2	0	0	0
4	Angola	3	0	3	0	0	0
5	Anguilla	1	1	0	0	0	0
6	Argentina	10	5	5	5	2	3
7	Australia	8	1	7	3	0	3
8	Austria	2	1	1	1	1	0
9	Azerbaijan	1	0	1	0	0	0
10	Bahrain	1	0	1	0	0	0
11	Bangladesh	6	0	6	1	0	1
12	Barbados	4	4	0	2	2	0
13	Belgium	3	0	3	0	0	0
14	Belize	2	2	0	1	1	0
15	Benin	3	0	3	2	0	2
16	Bermuda	1	0	1	1	0	1
17	Bolivia (Plurinational State of)	5	1	4	3	1	2
18	Brazil	3	1	2	1	0	1
19	Bulgaria	1	1	0	1	1	0
20	Burkina Faso	1	0	1	1	0	1
21	Cabo Verde	1	1	0	0	0	0
22	Cambodia	8	4	4	4	2	2
23	Cameroon	5	1	4	2	1	1
24	Canada	1	0	1	0	0	0
25	Chile	1	0	1	1	0	1
26	China	11	7	4	1	1	0
27	China, Hong Kong SAR	1	1	0	1	1	0
28	China, Macao SAR	2	0	2	2	0	2
29	China, Taiwan Province of	1	0	1	1	0	1
30	Colombia	9	7	2	5	3	2
31	Congo	1	0	1	1	0	1
32	Costa Rica	5	3	2	2	0	2
33	Côte d'Ivoire	1	1	0	0	0	0
34	Cuba	4	2	2	2	1	1
35	Czechia	1	1	0	0	0	0
36	Democratic Republic of the Congo	1	0	1	1	0	1
37	Denmark	1	0	1	0	0	0
38	Djibouti	2	1	1	0	0	0

¹ United Nations country designations.



#	Country ¹	Participants			Certificates		
		Total	W	M	Total	W	M
39	Dominica	7	4	3	4	2	2
40	Dominican Republic	8	6	2	4	3	1
41	Ecuador	6	2	4	5	1	4
42	Egypt	12	2	10	4	1	3
43	El Salvador	1	0	1	0	0	0
44	Eswatini	10	4	6	4	2	2
45	Ethiopia	2	0	2	0	0	0
46	Fiji	7	5	2	4	2	2
47	France	1	0	1	1	0	1
48	Gambia	3	1	2	1	0	1
49	Georgia	1	0	1	1	0	1
50	Germany	6	4	2	4	2	2
51	Ghana	58	20	38	36	12	24
52	Greece	1	1	0	0	0	0
53	Guatemala	3	3	0	0	0	0
54	Guinea	1	0	1	0	0	0
55	Guyana	5	1	4	2	0	2
56	Haiti	3	1	2	0	0	0
57	Honduras	3	2	1	1	0	1
58	Hungary	2	0	2	1	0	1
59	India	26	10	16	11	5	6
60	Indonesia	51	33	18	12	6	6
61	Iran (Islamic Republic of)	6	3	3	4	3	1
62	Iraq	1	0	1	0	0	0
63	Ireland	2	0	2	1	0	1
64	Isle of Man	1	0	1	1	0	1
65	Israel	3	2	1	2	1	1
66	Italy	5	4	1	0	0	0
67	Jamaica	4	2	2	2	1	1
68	Jordan	9	3	6	3	1	2
69	Kenya	36	15	21	21	8	13
70	Kiribati	1	1	0	0	0	0
71	Lesotho	3	2	1	1	1	0
72	Liberia	5	1	4	3	1	2
73	Libya	1	1	0	0	0	0
74	Lithuania	2	2	0	1	1	0
75	Madagascar	2	2	0	1	1	0
76	Malawi	29	7	22	12	4	8
77	Malaysia	5	4	1	3	3	0
78	Maldives	6	1	5	2	0	2
79	Martinique	1	0	1	1	0	1
80	Mauritania	2	1	1	2	1	1
81	Mauritius	7	5	2	3	2	1
82	Mexico	15	10	5	5	3	2
83	Mongolia	1	0	1	1	0	1



#	Country ¹	Participants			Certificates		
		Total	W	M	Total	W	M
84	Mozambique	3	0	3	1	0	1
85	Myanmar	5	5	0	3	3	0
86	Namibia	12	5	7	4	0	4
87	Nauru	3	2	1	0	0	0
88	Nepal	5	2	3	1	0	1
89	Netherlands	1	1	0	0	0	0
90	New Zealand	5	2	3	4	2	2
91	Nigeria	30	6	24	8	2	6
92	Niue	1	0	1	0	0	0
93	Oman	3	0	3	0	0	0
94	Pakistan	7	3	4	3	2	1
95	Panama	2	1	1	0	0	0
96	Papua New Guinea	14	7	7	3	2	1
97	Paraguay	3	1	2	3	1	2
98	Peru	21	8	13	8	3	5
99	Philippines	118	59	59	72	35	37
100	Portugal	8	5	3	5	3	2
101	Qatar	3	2	1	3	2	1
102	Republic of Korea	4	3	1	3	2	1
103	Republic of Moldova	2	1	1	1	0	1
104	Romania	1	0	1	0	0	0
105	Russian Federation	7	5	2	6	5	1
106	Rwanda	5	1	4	4	1	3
107	Saint Kitts and Nevis	2	2	0	0	0	0
108	Saint Lucia	4	3	1	1	1	0
109	Saint Vincent and the Grenadines	1	0	1	1	0	1
110	Sao Tome and Principe	1	0	1	0	0	0
111	Saudi Arabia	7	2	5	1	1	0
112	Serbia	1	0	0	1	0	0
113	Seychelles	3	2	1	2	1	1
114	Sierra Leone	5	2	3	3	2	1
115	Singapore	2	1	1	2	1	1
116	Sint Maarten (Dutch part)	1	1	0	0	0	0
117	Slovakia	2	1	1	1	0	1
118	Solomon Islands	11	5	6	2	1	1
119	Somalia	9	3	6	2	0	2
120	South Africa	13	6	7	8	5	3
121	South Sudan	1	0	1	0	0	0
122	Spain	2	0	2	0	0	0
123	Sri Lanka	9	4	5	6	4	2
124	State of Palestine	2	1	1	1	1	0
125	Sudan	1	0	1	1	0	1
126	Sweden	4	2	2	2	2	0
127	Switzerland	3	1	2	2	1	1



#	Country ¹	Participants			Certificates		
		Total	W	M	Total	W	M
128	Syrian Arab Republic	2	2	0	0	0	0
129	Thailand	35	19	16	17	7	10
130	Timor-Leste	8	2	6	2	0	2
131	Togo	1	0	1	0	0	0
132	Tokelau	1	1	0	0	0	0
133	Tonga	2	1	1	1	1	0
134	Trinidad and Tobago	6	3	3	3	1	2
135	Türkiye	5	4	1	3	2	1
136	Turkmenistan	1	1	0	1	1	0
137	Turks and Caicos Islands	4	4	0	4	4	0
138	Uganda	10	3	7	10	3	7
139	Ukraine	1	1	0	1	1	0
140	United Arab Emirates	2	0	2	1	0	1
141	United Kingdom	21	5	16	7	3	4
142	United Republic of Tanzania	10	3	7	5	0	5
143	United States of America	11	6	5	4	2	2
144	Uruguay	7	4	3	6	4	2
145	Vanuatu	9	4	5	2	1	1
146	Venezuela (Bolivarian Republic of)	4	2	2	2	1	1
147	Viet Nam	13	12	1	6	5	1
148	Zambia	8	3	5	5	2	3
149	Zimbabwe	4	1	3	3	1	2
	International organisation	29	15	14	11	3	8
	Total	1024	463	560	474	210	263



Annex 3: Participants of the e-learning course in French

The following table summarizes participants and certified participants of the e-learning courses with the breakdown of participants' country of residence and gender.

#	Country ²	Participants			Certificates		
		Total	W	M	Total	W	M
1	Algeria	3	1	2	0	0	0
2	Belgium	1	1	0	0	0	0
3	Benin	18	6	12	10	4	6
4	Brazil	1	1	0	0	0	0
5	Burkina Faso	41	9	32	13	3	10
6	Burundi	13	3	10	4	0	4
7	Cabo Verde	2	2	0	0	0	0
8	Cameroon	20	9	11	7	4	3
9	Comoros	4	1	3	3	1	2
10	Congo	4	1	3	1	0	1
11	Côte d'Ivoire	13	2	11	7	1	6
12	Democratic Republic of the Congo	5	0	5	4	0	4
13	Djibouti	10	3	7	3	0	3
14	Equatorial Guinea	1	0	1	0	0	0
15	France	2	1	1	0	0	0
16	Gabon	3	2	1	2	2	0
17	Guinea	26	6	20	8	3	5
18	Guinea-Bissau	1	0	1	0	0	0
19	Haiti	117	50	67	39	14	25
20	Madagascar	22	10	12	6	2	4
21	Mali	8	0	8	3	0	3
22	Mauritania	12	3	9	4	1	3
23	Mexico	1	0	1	1	0	1
24	Morocco	10	6	4	1	0	1
25	New Caledonia	4	4	0	2	2	0
26	Niger	7	1	6	2	0	2
27	Russian Federation	1	1	0	0	0	0
28	Rwanda	1	0	1	1	0	1
29	Sao Tome and Principe	2	1	1	0	0	0
30	Saudi Arabia	1	0	1	0	0	0
31	Senegal	18	7	11	4	0	4
32	Spain	1	1	0	0	0	0
33	Switzerland	1	0	1	0	0	0
34	Togo	22	5	17	9	3	6
35	Tunisia	10	7	3	5	3	2
	International organisation	3	0	3	2	0	2
	Total	409	144	265	141	43	98

² United Nations country designations.