

# Report

---

## Distance Learning Course on International Merchandise Trade Statistics 2020

---

*Organized by the WTO, UNSD and UNCTAD  
from 16 March to 24 April 2020*



## Table of contents

Summary .....	2
Background.....	3
Objectives.....	4
Pedagogical material.....	4
Delivery of the course .....	4
Participants.....	5
Course results.....	5
Discussions in the fora .....	6
Course evaluation.....	7
Conclusions.....	14
Annex 1: Detailed objectives of the course .....	15
Annex 2: Agenda of the online course .....	17
Annex 3: Participants of the course .....	18
Annex 4: Discussion in the fora details .....	22
Annex 5: Detailed feedback on the course .....	26

## Summary

The distance learning course on International Merchandise Trade Statistics (IMTS) was successfully organized by the UNCTAD, the World Trade Organization (WTO) and the UN Statistics Division. It was delivered from 16 March to 24 April 2020, in response to demands for technical assistance in the compilation of international merchandise trade statistics.

The course addresses the aims of the Sustainable Development Goals 1 (End poverty in all its forms), 5 (Achieve gender equality and empower all women and girls), 8 (Promote sustained, inclusive and sustainable economic growth, full and productive), 9 (Build resilient infrastructure, promote inclusive and sustainable industrialization) and 17 (Strengthen the means of implementation and revitalize the global partnership for sustainable development) of the United Nations 2030 Agenda for Sustainable Development.

Registration and participation to the online course was free of charge. A total of 948 participants (504 women – 53%) from 138 countries registered to the course (see Figure 1. Map showing participants registered to the online course by their country of residence below). Among these, 641 participants started the course and 551 successfully completed it and received an electronic certificate. The overall satisfaction rate for the final opinion questionnaire for the course was 89%.

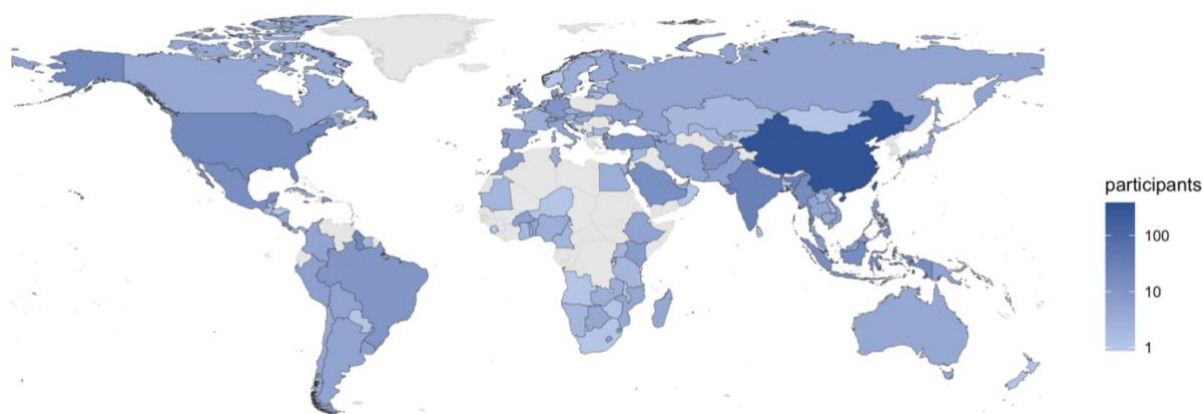


Figure 1. Map showing participants registered to the online course by their country of residence

## Background

UNCTAD has been active in providing knowledge development and capacity building programmes to developing countries for over four decades. Its TrainForTrade (TFT) Programme has been established some 20 years ago. With its dedicated platform and team, TFT has conceptualized, created and delivered e-learning projects on various subjects related to trade and development in many individual countries or regional centers, usually within a wider scope of capacity building undertakings. WTO has also been active in building trade capacity since 1995, in particular by providing trade related technical assistance, capacity building and developing e-learning courses. UN Statistics Division (UNSD) manages the development and maintenance on methodology of IMTS, including Standard International Trade Classification (SITC), Classification by Broad Economic Categories (BEC) and related correspondence tables. Furthermore, UNSD has been providing capacity building and technical assistances to countries through compilers manual, metadata survey, workshops and country missions with aims to support implementation of latest recommendations on IMTS.

As the United Nations' focal point for the integrated treatment of trade and development and the related economic issues, UNCTAD compiles a wide range of data. The statistics are made public via UNCTADstat, the free online data resource encompassing more than 150 indicators and time series, with figures for individual economies and country-groups presented in a harmonized framework (<http://unctadstat.unctad.org>). The UNCTADstat features: i) Data Center allowing users to easily access, compare, reorganize and download data; ii) Country Profiles presenting a selection of most recent key economic statistics by country; iii) Infographics library, a collection of key messages released to social networking sites from the published time series; and iv) Documentation, FAQ, and other supporting information.

IMTS is part of topics regularly discussed by Inter-Agency Task Force on International Trade Statistics (TFITS) (<http://unstats.un.org/unsd/trade/taskforce>). TFITS promotes the development of international standards and respective compilation guidance, systems and classification for international trade statistics. Furthermore, it coordinates training and capacity-building initiatives, especially in developing countries, to ensure uniform application of international standards and recommendations in the area of international trade statistics. The e-learning is considered part of capacity building activities, and it is very much supported.

## Objectives

The global objective of the e-learning course on IMTS is to provide more easily accessible and rather complete training material for those involved in the collection, compilation, analysis and dissemination of IMTS.

The main goals are to enhance statisticians' ability to apply the most recent internationally agreed recommendations on IMTS, define best possible data sources, set up adequate (or enforce existing) collection systems, and enhance statistics compilation processes. Furthermore, the course communicates the importance of quality, metadata, timely dissemination, and links to economic analysis and national policy objectives. The course enhances trainees' capacity to make better use of the internationally agreed guidance, especially the IMTS Concepts and Definitions 2010 and the related Compilers Manual. For the detailed information regarding objectives for a particular module of the online course, please refer to Annex 1: Detailed objectives of the course.

## Pedagogical material

The training package consists of six modules designed to be used in a blended learning approach. Each module includes interactive materials and communication tools to learn and participate through the distance-learning platform. Every module includes a participant's manual with a video helping to understand the manual's contents, a discussion forum, tests and opinion questionnaires. In order to facilitate the access to the training material through different devices (smartphones, tablets, computers, or e-readers), an ePub (e-book, electronic publication file) was issued for each module. Participants were invited to dedicate between three to four hours per week to study the material and participate in the fora and to complete the assessment.

## Delivery of the course

The online course was delivered through the TrainForTrade distance learning platform (<https://learn.unctad.org>), using TrainForTrade's methodology under the guidance of UNCTAD's TrainForTrade team. Mr. Markie Muryawan and Mr. Vysaul Nyirongo from UNSD and Ms. Mercedes Ninez Piezas-Jerbi from WTO replied to specific questions asked by participants in the online fora with some input from Mr. Onno Hoffmeister from UNCTAD. Mr. Dominique Chantrel and Mr. Tomasz Kulaga, both from UNCTAD/TrainForTrade moderated the discussions on the fora and provided technical assistance.

UNSD sent the invitation letters to member countries and associated members to participate in the distance learning course. Registration and course participation were free of charge. Registered trainees were accepted and provided with the online platform user guide and the credentials to log-on to the TrainForTrade's distance learning platform.

The online course was conducted according to the established schedule (see Annex 2: Agenda of the online course). During the six-week period, participants had the opportunity to learn through various multimedia means available in the e-learning platform (manuals and videos) and to interact with other participants from different countries, facilitators and experts in the discussion fora. Trainees had the flexibility to study and participate in the fora of the different modules of the course, generating enriching

discussions and allowing the exchange of information, ideas and experiences. At the end of every week and for each module, participants were evaluated through an on-line test. Additionally, at the end of each module and at the end of the course, participants were invited to share their feedback and suggestions. This information will be used to improve the training material and organization of the course in the future (for more information, refer to the Course evaluation section).

## Participants

Primary targets of the course are trade data compilers from (depending on countries):

- National Statistical Offices (NSO)
- Central Banks
- Ministries of Trade
- Customs Administration

Secondary targets of the course consist of trade negotiators, trade statisticians and trade analysts/economists from:

- Ministries of Foreign affairs, Agriculture, Transport, Energy, etc.
- Chambers of Commerce, Industry
- Non-governmental organizations (NGOs)
- Academic institutions

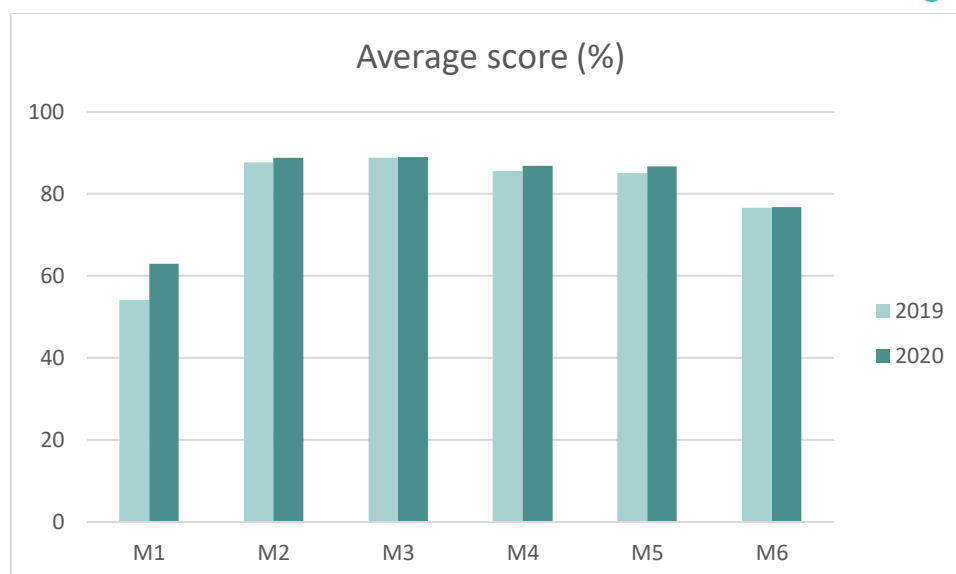
The total of 948 candidates from the public and private sectors; specialists in statistics, research, economy, etc. from 138 countries were proposed by their organization and selected by UNCTAD to participate in the training course. Out of the total of 948 registered and accepted candidates, 641 participants initiated their activities in the course and 551 have completed it. There were a number of people who needed to withdraw from the course due to the global COVID-19 pandemic crisis and lockdown policies being implemented resulting in possible limited internet access while staying at home and/or limited time caused by increased family obligations.

The course contributed to gender empowerment of women through information and communications technology (ICT). Out of 948 registered people, 504 (53%) were women and out of 551 successful participants who received the electronic certificate, 288 (52%) were women.

For detailed information about participants, with breakdown by gender and countries, please refer to Annex 3: Participants of the course.

## Course results

At the end of each module, participants were invited to evaluate their knowledge through a quiz consisting of closed multiple-choice questions (with one or more answers possible). The average grade for specific modules varied between 63 and 89 percent (see Figure 2. Average score (%) for quizzes for specific modules (M1-M6) in years 2019-2020 below).



**Figure 2. Average score (%) for quizzes for specific modules (M1-M6) in years 2019-2020**

One can see that the average scores are relatively high with the exception of Modules 1 and 6. For Module 1 it is most probably related to calculation questions which not all of participants were familiar with, especially as this topic was not explained in detail in the course materials. Module 6 discusses quite broad topic of new areas of work and possibly some participants felt not very comfortable with it. The scores obtained by participants in 2019 and 2020 are almost the same with a small increase for Module 1. The final average score for all six modules for participants who completed all modules was ranging from 50 to 100 percent with the average of 82 percent. The quizzes for specific modules were completed by between 59 and 68 percent of the registered participants. Compared to the previous year it was an increase of about 12 to 15 percent per module, which was probably due to more directed and personalized communication scheme.

The total number of registered participants to the course was 948. There were 776 participants who connected to the online platform and 641 participants who completed at least one quiz. From 556 participants who completed all the quizzes, 551 meet all passing criteria and obtained the electronic certificate.

## Discussions in the fora

Participants engaged in lively discussions using the forum feature of the course. There was a total of 1394 posts exchanged mostly focusing on topics covered by the course. Some overview can be found in the following Figure 3. Number of posts in the different fora and Figure 4. Frequent words appearing in the fora discussions. Relatively higher number of posts for module 1 as compared to the other five modules is related to introductory messages sent by participants in module 1.

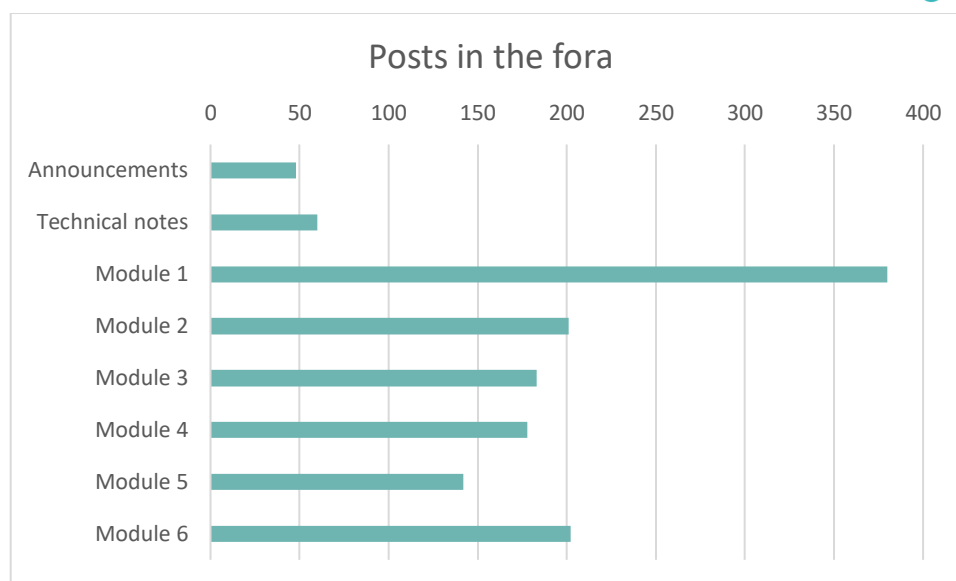


Figure 3. Number of posts in the different fora



Figure 4. Frequent words appearing in the fora discussions

More details on fora discussion can be found in Annex 4: Discussion in the fora details.

## Course evaluation

The evaluation of the modules and the course itself has been designed to assess the learning process of the participants, the accuracy of the training material and the organization of the course, taking into account different aspects such as the quality of the training material, the organization of the module, the module subjects, etc.

Each week, participants were asked to complete the opinion questionnaire about the specific module they had just completed. The satisfaction rate for specific modules ranged from 76 to 90 percent (see Figure 5. Satisfaction rate (%) for specific modules (M1-M6) in years 2019-2020 below).



**Figure 5. Satisfaction rate (%) for specific modules (M1-M6) in years 2019-2020**

One can see that the satisfaction rates for all the modules is almost the same for 2019 and 2020 years. Among the modules, the one with the lowest score is Module 1, which might be again related to some quiz questions which required some calculations to be done. The opinion questionnaires for each module were completed by between 44 and 54 percent of the registered participants. Again, compared to the previous year, it was an increase of about 15 to 23 percent.

At the end of the online course participants were also asked to fill in the final opinion questionnaire and the golden book. The overall satisfaction rate for the whole course was at 89 percent (see Figure 6. General opinion questionnaire below) based on responses from 40 percent of registered participants.

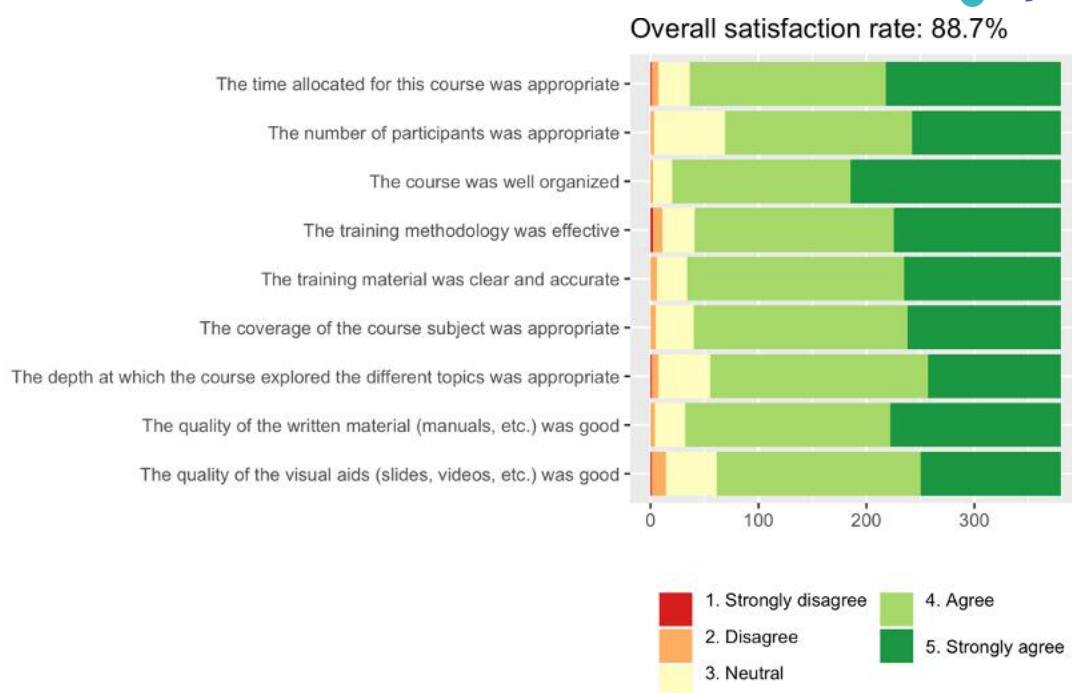


Figure 6. General opinion questionnaire

All aspects of the course were evaluated very high, with the most favourable one being the course organization. There was a little criticism on the depth at which the course explored the different topics and the quality of visual aids (slides and videos).

### Suggestions for improvements

Apart from a generally very positive opinion on the course, the section below summarizes (1) general suggestions and feedback received from the participants, and (2) specific suggestions for each particular module. For more details and a collection of classified, unedited comments from participants, please refer to Annex 5: Detailed feedback on the course.

#### Generic comments and suggestions:

The following list is a summary of the most recurring comments and suggestions from opinion questionnaires in regard to the course in general.

- Content of the course:
  - Clarify in the course description that the course focuses on the management of trade statistics and not on trade data analysis.
  - Include more examples and case studies (note: that is the most recurring suggestion for every module).
  - Include more exercises and practice questions before the end-of-module evaluation. For instance, some participants suggested to incorporate some Excel exercises (e.g. in seasonal adjustment approaches, the X-12 Arima is known for some participants, but TRAMO-SEATS maybe not so much). Improve clarity of quiz questions which might be a bit confusing and difficult for someone with limited English. All content covered in the quiz questions should appear in the participants manual, but it seems that

sometimes it is taken from the comments made in the presentations. Each quiz question should have a clear indication if multiple answers are allowed.

- Add a summary of every module before the evaluation.
- Interactive presentations/videos:
  - Improve the presentation style in the videos to be more enthusiastic and modern with less text on the slides, not reading out, a bit less monotone speaking, better punctuation, avoid spelling mistakes, accurately reflect the subject discussed (e.g. in module 2 there was a difference in what was written as “review institutional arrangements for effectiveness” and what was said “effective review of institutional arrangements”), make sure the narration is synchronized with the slides (e.g. module 4).
  - Break down longer videos (e.g. of more than 10 minutes) into several shorter videos (e.g. 2-3 minutes) to help participants stay focused.
  - Make the interactive presentations/videos available in other formats so that they would be supported by more devices.
  - Add the option of increasing the speed of the interactive presentations/videos.
  - Add English subtitles to help participants whose mother tongue is not English to better understand the instructor.
- Course support material:
  - In the participants manual, include more visual representations (e.g. graphs, press releases, chart, pictures, maps, etc.), “modernise” the presentation (e.g. less text, nicer colours, etc.), and increase the font for better readability; and review it again for any typos and errors.
  - Include a direct link to download all the course materials.
  - Make available for download the slides shown in the interactive presentations.
- Delivery of the course:
  - Provide direct links to quizzes, grader report, certificate, etc. when communicating with participants to improve the user experience.
  - Provide more time (more than a week) to complete a module or divide longer modules into multiple modules.
  - Organise face-to-face workshops in addition to the online training so that participants could share their experience and enhance their learning (blended learning approach).
  - Make the course available in other languages (e.g. French, Spanish and Portuguese) so that participants whose mother tongue was not English could understand the content better. Several participants indicated that it was hard for them to understand well the content because of language issues.

### Module 1 – Conceptual Framework

- General comments:
  - The most recurrent comment was that the evaluation is not representative of the content of the module.
  - Participants appreciated the first module as they thought it was a good introduction to the course.
- Suggestions:

- Lighten or break down the contents of the first module, which has more of a hands-on, technical content and which is more complicated than the other 5 modules, for a better balance.
- Remove repetitive sections.
- Adapt the evaluation so that it is more representative of the module or adapt the content of the module so that participants are better prepared for the evaluation and/or incorporate examples and/or an exercises similar to the end-of-module calculations and practical applications of the theory presented and/or consider removing quiz questions related to CIF calculations as this subject is not covered in the participants manual.
- Include more details in section II – Trade Systems.
- Add a brief description of incoterms.
- Add a list of abbreviations and acronyms.
- Correct typo in the participants manual end of page 5: “(...) Exchange rate movements are playing an important role in shaping international trade in the last few years as they have influenced countries’ external competitiveness. ~~as~~”.
- Correct typo in the participant manual Table 1 last row: ~~Undated~~ Updated Encouragements.

## Module 2 – Institutional Arrangement

- General comments:
  - Participants have generally appreciated this module more than the first one.
  - Sections on case studies/examples and the characteristics of effective institutional arrangements were very much appreciated by participants.
- Suggestions:
  - Add more case studies on the implementation process with the main problems and solutions and with examples from developing countries and from Africa in particular.
  - Consider merging this module with the first one or following ones.
  - Add more details on section 3 – Legal Acts regulating institutional arrangements
  - Clarify that section 7 is a summary of the previous sections or a conclusion of the module.
  - Correct the placement of the captions and increase its font in the example boxes in ePub version.
  - Update the section on institutional arrangements with more recent information as it consists of 2006 UNSD survey results.
  - Consider including exercises that help classify CPCs to trade types specifically IM5 and EX2 since these link to classifications included or excluded in BPM6.
  - Change question M2.Q1 into a single-select type (<https://learn.unctad.org/question/question.php?courseid=147&id=283013>).
  - Consider including more country specific examples (e.g. in US the system works like this, in EU it works like this, in developing countries like this).
  - Consider adding possible effects of bad institutional arrangements that lead to insufficient data quality with the emphasis why is it important.

### Module 3 – Production and Compilation

- General comments:
  - Several participants said it was the best module so far and appreciated the details while other participants felt it was too dense and too much detailed.
  - The interactive presentations/videos were particularly appreciated.
- Suggestions:
  - Add more examples, e.g. for each customs procedure, common mistakes, ongoing processes from real world, qualitative interpretation of data from comtrade.un.org
  - Provide a summary of the first two modules.
  - Correct table of contents page numbering.
  - Correct specific references to the United Kingdom given the Brexit.

### Module 4 – Metadata and Data Quality

- General comments:
  - Participants have appreciated the module but noted it was quite long, technical and sometimes hard to understand.
- Suggestions:
  - Consider rearranging the sequence of videos so that the definition of metadata is explained at the beginning, and then introduce dimensions, indicators, procedures and bilateral trade asymmetries.
  - Review the content and remove repetitions.
  - Provide real-life examples such as a sample of a quality report.
  - Consider splitting the module into two.
  - Update video on metadata in the part when it mentions that there is a survey to be conducted in 2017.
  - Consider adding some real-life examples in the video (e.g. when talking about UN Decennial Survey to mention some bilateral surveys and how they influenced IMTS).
  - Consider adding positive and negative examples of comparing statistics between countries. Compare with <https://learn.unctad.org/mod/forum/discuss.php?d=1867#p14343>.

### Module 5 – Dissemination and analysis General comments:

- The module was generally considered to be very informative.
- The section on data analysis was the most preferred by participants and especially the “real-life examples”.
- Suggestions:
  - Consider moving section 4 on data dissemination timetable to a subsection of section 2 on data dissemination.
  - Make sure there are no major differences between the participants manual and the interactive presentations, e.g. add information about the electronic database in the participants manual.

- Consider removing the “Institution responsible for statistics” from quiz question M5.Q2 as it might be confusing depending on the specific country arrangements<sup>1</sup> (<https://learn.unctad.org/question/question.php?id=283079&courseid=147>)
- Change the M5.Q13 question from negation to affirmative to improve its clarity (<https://learn.unctad.org/question/question.php?id=283090&courseid=147>)

## Module 6 – New Areas of Work and Analytical Topics

- General comments:
  - A few participants mentioned that this module was the best module of all.
  - Sections on trade indices, seasonal adjustments, and linking trade and business statistics were especially very much appreciated.
  - A few participants indicated that this module was the most challenging, especially the section on seasonal adjustments.
  - The manual participant for this module seems to have been more appreciated than for the other modules.
- Suggestions:
  - Add examples on seasonal adjustments.
  - Include a table of contents to the participants manual.
  - Consider rephrasing the first paragraph from page 19 on direct versus indirect seasonal adjustment for better clarity.
  - Consider providing more examples or references or even additional training to seasonal adjustments and trade indices (note: suggested by several participants).

## Golden Book

The following presents selected unedited comments from the golden book:

- Only want to thank for the excellent organization of the course. It was a very good option to continue our learning specially at this moment of confinement. At the beginning it was difficult for me to organize both, home office and course, but after the first module the consecutive ones were easier to me and I could accomplish the weekly objectives.
- The course was well presented. I have new fond knowledge on IMTS which I hope I can apply to my daily duties as a Customs Officer in Guyana.
- It was very interesting and extremely useful for my work.
- Course provided participants with the basics of the importance of data... collection and analysis. From a Customs point of view, I would say that this course has brought forward the importance of valuation and proper declaration of goods not from a revenue point of view but also the impact it can have on statistics, nationally and internationally.
- The course was very useful to me and the Central Bank of Costa Rica. We are in the processes of developing a new system for IMTS so in that sense the topics were very important to us.
- Generally, it is a great course that introduces a lot of new concepts for those who are not directly involved in Customs. As someone who is not directly involved in the IMTS compilation, this course gives an incredible insight into the depth of work that is required. As a regular user

---

<sup>1</sup> Compare with [limited access]: <https://elearningstat.slack.com/archives/CUP6DB29X/p1586942418007100>

of COMTRADE, this course allows me to appreciate the amount and detail of work that is required to provide data that is in the public domain.

- I have learned a lot with the good materials and a very detailed highly interactive program. Topics are well presented and [I am] satisfied with all its content. This can be a useful tool to refer back to. It adds better understanding to improve on issues that can be applied with my daily work environment.
- The course was well organized. However, my participation as an individual was hampered by the lockdown due to Covid-19.
- The course content was fine and understandable for both beginners in trades statistics and those of which are intermediate and advance dealing with trades statistics especially in their work-related careers and even those of which the course is relevant to the jobs they are doing. (...) the course was well organised for learners to participate and understand more about trades statistics and the change from BOP to IMTS2010 which most countries are adopting (...) personally, I really like the course and how it is delivered and would like to thank the responsible organisations who have made their efforts on organising us the participants to undertake the 6 weeks IMTS. It is great pleasure to learn more about trades statistics and how we can adapt to our working environment on analysing and compiling statistical data.
- No need to comment, it was the best use of lock down time in COVID period.

## Conclusions

The implementation of the online learning course on International Merchandise Trade Statistics strengthened the knowledge and skills of 551 participants who successfully completed the course.

The analysis of the feedback shared by participants reveals that the methodology used to deliver the course was very efficient and much appreciated. The ICT tools and resources provided through the distance learning platform were user-friendly. Participants especially appreciated the possibility of the immediate implementation and application of skills and knowledge in their jobs. Furthermore, the contribution that participants made with comments and suggestions to improve the course will help to refine future deliveries of this course and similar courses.

The delivery of this course has also contributed to strengthen the synergies between the organizations that developed the course.

## Annex 1: Detailed objectives of the course

The following list detailed objectives related to each of the six online learning modules of the International Merchandise Trade Statistics course.

### Module 1 - Conceptual Framework

At the end of this module, participants should be able to:

- Demonstrate good knowledge of IMTS concepts and definitions (manual)
- Apply concepts of IMTS manual
- Learn IMTS 2010 latest recommendations on IMTS
- Compare IMTS-BPM6 differences and reconciliation (Goods for processing)
- Apply international standards for data collection, storage and exchange
- Define coverage
- Differentiate between data sources

### Module 2 - Institutional Arrangements

At the end of this module, participants should be able to:

- Establish effective cooperation with data provider
- Coordinate activity between NSO and Customs
- Evaluate missing synergies among stakeholders
- Apply standards collaboration frameworks
- Define modalities for data exchange

### Module 3 - Production and Compilation

At the end of this module, participants should be able to:

- Organise data collection in various ways (surveys, automated recording)
- Harmonise and codify according to national needs, international standards
- Perform data checking, processing and validation

### Module 4 – Metadata and Quality

At the end of this module, participants should be able to:

- Describe information on trade data that should be considered IMTS Metadata
- Explain the steps and procedures to monitor progress
- Schedule work
- Explain how to produce a report on quality
- Produce data timely
- Incorporate knowledge-oriented process mapping to streamline production, identify bottlenecks, encourage collaboration and knowledge-sharing, and facilitate innovation and knowledge creation
- Supplement processes with diagrams, manuals, maps and/or supporting learning multi-media tools for easy knowledge transfer

### Module 5 - Dissemination and Analysis

At the end of this module, participants should be able to:

- Disseminate data (printed or online)
- Maintain a timely release schedule
- Visualize trade data
- Create a story for publication
- Check for relevance and keeping abreast with related, current and emerging economic and dissemination trends

### Module 6 - New Areas of Work

At the end of this module, participants should be able to:

- Linking of Trade data with Central Business Register (CBR), Business Statistics (BS) and National Accounts (NA)
- Trade Indices
- Seasonal Adjustments

## Annex 2: Agenda of the online course



### AGENDA OF THE E-LEARNING COURSE ON "INTERNATIONAL MERCHANDISE TRADE STATISTICS"

Organized by UNSD, UNCTAD, in cooperation with WTO  
16 March – 24 April 2020

Week	Module	Activities
Week 1 16 – 20 March	1: Conceptual Framework	Read the manual of Module 1 (34 pages) (PDF or EPUB)
		Watch the video M1 (43 slides) 44"
		Run quiz M1
		Give your feedback on Module 1 (Opinion questionnaire)
Week 2 23 - 27 March	2: Institutional Arrangements	Read the manual of Module 2 (24 pages) (PDF or EPUB)
		Watch the video M2 (19 slides) 20"
		Run quiz M2
		Give your feedback on Module 2 (Opinion questionnaire)
Week 3 30 March -3 April	3: Production and Compilation	Read the manual of Module 3 (30 pages) (PDF or EPUB)
		Watch the video M3 (27 slides) 48"
		Run quiz M3
		Give your feedback on Module 3 (Opinion questionnaire)
Week 4 6-10 April	4: Metadata and Quality	Read the manual of Module 4 (23 pages) (PDF or EPUB)
		Watch the video M4 (30 slides) 46"
		Run quiz M4
		Give your feedback on Module 4 (Opinion questionnaire)
Week 5 13-17 April	5: Dissemination and Analysis	Read the manual of Module 5 (28 pages) (PDF or EPUB)
		Watch the video M5 (30 slides) 60"
		Run quiz M5
		Give your feedback on Module 5 (Opinion questionnaire)
Week 6 20 - 24 April	6: New Areas of Work	Read the manual of Module 6 (25 pages) (PDF or EPUB)
		Watch the video M6 (29 slides) 48"
		Run quiz M6
		Give your feedback on Module 6 (Opinion questionnaire)

### Annex 3: Participants of the course

The following table summarizes participants and certified participants of the course with the breakdown of participants' country of residence and gender.

Country <sup>2</sup>	Participants			Certificates		
	Total	M	W	Total	M	W
Afghanistan	13	13	0	1	1	0
Andorra	1	1	0	1	1	0
Angola	1	1	0	1	1	0
Antigua and Barbuda	1	1	0	1	1	0
Argentina	5	3	2	1	0	1
Armenia	4	0	4	3	0	3
Australia	4	3	1	4	3	1
Austria	4	1	3	2	1	1
Azerbaijan	3	0	3	2	0	2
Bangladesh	1	0	1	0	0	0
Barbados	2	0	2	2	0	2
Belgium	5	3	2	3	2	1
Belize	2	1	1	2	1	1
Benin	4	4	0	3	3	0
Bolivia (Plurinational State of)	5	2	3	3	2	1
Botswana	4	3	1	3	2	1
Brazil	10	7	3	7	6	1
Bulgaria	2	1	1	2	1	1
Burkina Faso	6	6	0	6	6	0
Burundi	1	0	1	1	0	1
Cambodia	4	4	0	2	2	0
Cameroon	2	2	0	1	1	0
Canada	4	1	3	1	0	1
Chile	4	1	3	2	0	2
China	335	124	211	122	38	84
China, Hong Kong SAR	4	1	3	2	1	1
China, Macao SAR	1	1	0	1	1	0
Colombia	5	3	2	3	1	2
Costa Rica	13	6	7	7	4	3
Croatia	2	0	2	2	0	2
Cuba	3	1	2	3	1	2
Curaçao	1	0	1	1	0	1
Czechia	3	2	1	1	1	0
Denmark	8	3	5	7	3	4
Dominica	3	1	2	3	1	2
Dominican Republic	8	5	3	7	4	3

<sup>2</sup> United Nations country designations.

Country <sup>2</sup>	Participants			Certificates		
	Total	M	W	Total	M	W
Egypt	3	1	2	3	1	2
El Salvador	6	2	4	4	2	2
Estonia	1	1	0	0	0	0
Eswatini	6	4	2	4	2	2
Ethiopia	5	2	3	4	2	2
Finland	4	2	2	4	2	2
France	3	1	2	0	0	0
Georgia	1	0	1	1	0	1
Germany	10	8	2	9	7	2
Ghana	2	1	1	1	1	0
Grenada	2	1	1	1	1	0
Guatemala	2	2	0	0	0	0
Guyana	20	5	15	18	5	13
Honduras	1	0	1	1	0	1
Hungary	4	3	1	3	3	0
India	29	27	2	23	21	2
Indonesia	16	7	9	9	5	4
Iran (Islamic Republic of)	6	5	1	4	3	1
Ireland	1	1	0	1	1	0
Israel	3	0	3	2	0	2
Italy	5	1	4	3	1	2
Jamaica	19	10	9	17	9	8
Japan	3	2	1	1	1	0
Kazakhstan	2	1	1	2	1	1
Kenya	7	6	1	6	6	0
Kiribati	1	0	1	0	0	0
Kyrgyzstan	1	1	0	0	0	0
Lao People's Democratic Republic	2	0	2	2	0	2
Latvia	4	1	3	4	1	3
Lesotho	6	1	5	2	0	2
Lithuania	2	1	1	2	1	1
Madagascar	4	3	1	0	0	0
Malawi	1	1	0	1	1	0
Malaysia	7	1	6	7	1	6
Maldives	2	1	1	1	0	1
Mauritania	2	2	0	0	0	0
Mauritius	2	1	1	2	1	1
Mexico	15	7	8	13	7	6
Mongolia	1	1	0	0	0	0
Montenegro	2	0	2	0	0	0
Montserrat	1	0	1	0	0	0
Morocco	7	4	3	6	4	2

Country <sup>2</sup>	Participants			Certificates		
	Total	M	W	Total	M	W
Mozambique	4	4	0	3	3	0
Myanmar	16	0	16	15	0	15
Namibia	2	1	1	1	1	0
Netherlands	3	3	0	2	2	0
New Zealand	1	1	0	1	1	0
Nicaragua	4	1	3	2	0	2
Niger	1	1	0	1	1	0
Nigeria	3	3	0	1	1	0
North Macedonia	1	1	0	0	0	0
Norway	1	0	1	0	0	0
Oman	1	1	0	1	1	0
Pakistan	6	6	0	4	4	0
Palau	1	0	1	1	0	1
Panama	2	0	2	1	0	1
Papua New Guinea	5	4	1	4	3	1
Paraguay	1	0	1	1	0	1
Peru	6	2	4	5	1	4
Philippines	11	5	6	6	3	3
Portugal	8	3	5	7	2	5
Qatar	1	0	1	0	0	0
Republic of Moldova	1	0	1	1	0	1
Russian Federation	5	2	3	2	1	1
Rwanda	5	5	0	5	5	0
Saint Lucia	2	0	2	0	0	0
Saint Vincent and the Grenadines	1	0	1	1	0	1
Samoa	1	0	1	1	0	1
Saudi Arabia	14	3	11	10	1	9
Seychelles	1	1	0	0	0	0
Sierra Leone	1	1	0	1	1	0
Singapore	9	7	2	8	6	2
Sint Maarten (Dutch part)	3	1	2	1	1	0
Slovakia	6	3	3	6	3	3
Solomon Islands	1	0	1	1	0	1
South Africa	1	0	1	0	0	0
Spain	5	2	3	1	1	0
Sri Lanka	2	1	1	1	0	1
State of Palestine	1	0	1	0	0	0
Suriname	2	1	1	2	1	1
Sweden	3	2	1	3	2	1
Switzerland	9	4	5	6	3	3
Syrian Arab Republic	2	0	2	2	0	2
Thailand	5	2	3	4	2	2

Country <sup>2</sup>	Participants			Certificates		
	Total	M	W	Total	M	W
Timor-Leste	3	1	2	2	1	1
Togo	3	3	0	3	3	0
Trinidad and Tobago	7	3	4	4	2	2
Tunisia	3	1	2	2	0	2
Turkey	11	7	4	7	3	4
Turks and Caicos Islands	1	0	1	1	0	1
Uganda	2	0	2	1	0	1
Ukraine	6	2	4	5	2	3
United Arab Emirates	3	2	1	3	2	1
United Kingdom	9	5	4	4	2	2
United Republic of Tanzania	2	2	0	1	1	0
United States	19	12	7	15	10	5
Uruguay	6	3	3	4	1	3
Uzbekistan	2	2	0	1	1	0
Vanuatu	3	1	2	3	1	2
Viet Nam	7	4	3	5	3	2
Zambia	3	2	1	3	2	1
Zimbabwe	1	0	1	1	0	1
<b>Total</b>	<b>948</b>	<b>444</b>	<b>504</b>	<b>551</b>	<b>263</b>	<b>288</b>

## Annex 4: Discussion in the fora details

The following table presents substantive comments exchanged in the fora.

Forum	Name in the course	Discussion	Posts
<b>Announcements</b>	Announcements	Error	2
		HS classification reference for Covid-19 medical supplies	48
<b>Technical notes</b>	Technical issues	Certificate	2
		CONSEQUENCES OF COVID - 19 UPON VOLUME ,VALUE AND DIRECTION OF INTERNATIONAL MERCHANDISE TRADE OF T	4
		Dashboard completion	2
		Download of Moudle 3 & 5 videos	4
		Is there any question in M6 Interactive Presentation?	3
		Mobile App	4
		Opportunities after April 24	5
		Quiz of M3 interactive presentation	3
		Test of Module 1 problems	6
		Time zone	4
		Unable to load the PDF	5
		Unable to load the video	24
		Your Profile	8
<b>Module 1</b>	Module 1 Forum - Group 1	Attempts at Questions	5
		calculating CIF value under DDU terms	7
		Concepts	23
		country of consignment and trade statistics asymmetries	6
		Customs Procedure Codes (Goods to be excluded from IMTS)	10
		Expanationation needed	3
		Introducing myself	6
		Introducing yourself	39
		Introductions and Test Observation	1
		Just finished Module 1 test, and some advices for you.	17
		Nice Topic	1
		Observations on Module 1 Manual	6
		SDMX	4
		Statistical Discrepancy in Direct Trade	5
		The Module 1 test	3
		Valuation and Consignment	1
		Welcome to the course	20
		Whether participation in the forum affects the score?	3
	Module 1 Forum - Group 2	Confidentiality - SDMX - Other data sources	3
		examples in videos	3
		Introducing yourself	43
		Question on Exports and Reexports	5
		Question on what goods should be included in trade statistics	6
		Questions on the Module 1	3

Forum	Name in the course	Discussion	Posts
		Quiz results	13
		score problem	3
		Self-introduction, continued	2
		Use of country examples	3
		Welcome to the course	24
		Will this network be sustained?	2
	Module 1 Forum - Group 3	calculation of CIF and FOB	5
		Challenges from the outset?	4
		Difference between Active and Passive confidentiality	2
		differences between BPM6 and IMTS2010	3
		Differenece between HS and SITC classification	5
		I can't open the Module 1 videos	4
		Introducing myself	9
		Introducing yourself	58
		Migrants' effects and HS 77 code	7
		Module 1 videos	4
		Product classifications	6
		Relation ship between the different classifications	3
		Table 1: Number of elements in respective status	2
		test score	11
		Trade System	1
		Welcome to the course	36
Module 2	Module 2 Forum - Group 1	Congo Dem. Rep Trade Statistics	2
		Countries with well organised Institutional arrangements	6
		Formalized arrangements between the involved agencies	3
		Institution responsible for disseminating IMTS	59
		Nice Lesson	1
		the duration of the video about IMTS 2010 recommondation	5
		Video (download) S1 is missing	4
	Module 2 Forum - Group 2	EU institutional arrangements	8
		How has the Corona Virus Pandemic Opened New Opportunities for International Trade Research?	3
		Institution responsible for disseminating IMTS	47
	Module 2 Forum - Group 3	Access to objectives and overview video	4
		case of customs union	3
		Data Quality.	6
		Institution responsible for dessiminating IMTS	3
		Institution responsible for disseminating IMTS	53
		Institutional Arrangements	11
Module 3	Forum Module 3 - Group 1	Data processing system	4
		Data processing system? e.g. Eurotrace	47
		Nice Topic	1
		out of context	10

Forum	Name in the course	Discussion	Posts
		please explain this	8
		Temporary admission	5
		Trade on the High Seas	4
	Forum Module 3 - Group 2	Data compilation/processing	4
		Data processing system? e.g. Eurotrace	42
		Problems with special categories of goods	4
	Forum Module 3 - Group 3	COMTRADE Database Updation	5
		Allocation customs procedures code	3
		Clarification in M3 interactive presentation	5
		Data processing system? e.g. Eurotrace	32
		Data quality	8
		Goods to be included and excluded from trade statistics	6
		M3 Interactive Presentation	3
		Module 3 Manual Page 8 Declaration	3
		Questions regarding informal cross border trade, CPC, and Comtrade	7
		Stationality Adjustment, Why???	3
<b>Module 4</b>	Forum Module 4 - Group 1	Bilateral services trade asymmetries	7
		BILATERAL TRADE ASYMMETRIES	5
		COVID-19 and Data Quality	31
		IMTS data quality checks	7
		M4 introduction	10
		Nice Course	1
		Python	3
		Quality reports	6
		Trade Data Revision	6
		Which dimensions of quality are important for you?	1
	Forum Module 4 - Group 2	COVID-19 and Data Quality	17
		Data quality integration and enhancement in the regional integration process	2
		Discussion	2
		M4 introduction	19
		Metadata and data quality reports	5
		Recording of transit countries in IMTS statistics	2
		Several questions	4
		Which dimensions of quality are important for you?	4
	Forum Module 4 - Group 3	COVID-19 and Data Quality	14
		Dimensions of quality	14
		Import MetaData	2
		M4 introduction	39
<b>Module 5</b>	Forum Module 5 - Group 1	CLASSIFICATION OF COUNTRIES OR TERRITORY	8
		Confidentiality and SMEs data on international trade	9
		Innovative visualizations	4

Forum	Name in the course	Discussion	Posts
		M5 introduction	21
		Nice Concept	1
	Forum Module 5 - Group 2	Question on Data Dissemination	4
		Innovative visualizations	9
		M5 introduction	20
		Main indicators	3
		Publication of data related to companies.	2
		Questions on confidentiality	7
	Forum Module 5 - Group 3	About the analysis of data.	13
		Data Dissemination	17
		Innovative visualizations	1
		M5 introduction	35
		Reporting of confidential information	5
<b>Module 6</b>	Forum Module 6 - Group 1	4 questions	9
		Certificate ?	28
		Certificate Signature	2
		Great Topic	1
		Last week: Last opportunity to ask question	14
		Trade by Enterprise Characteristics	8
	Forum Module 6 - Group 2	Certificate ?	28
		COMTRADE	2
		COMTRADE - CHINA CUSTOMS	3
		Last week: Last opportunity to ask question	7
		Linking Trade stats to Business Activities	2
		Missing UN COMTRADE data of Bangladesh	3
		Trade by Enterprise Characteristics	15
	Forum Module 6 - Group 3	80% completion	3
		Certificate?	43
		climatic event that are not repeated regularly throughout the year	6
		Congrats!	3
		How seasonal adjustments apply in practice?	7
		Is Seasonal Adjustment lying?	15
		Last week: Last opportunity to ask question	11
		Thanks to UN and WTO	9
		Trade by Enterprise Characteristics	2
		where are the the questions in M6 Interactive Presentation?	4

## Annex 5: Detailed feedback on the course

The following annex presents summaries and classified detailed, unedited (or in a few cases lightly edited) comments shared by participants in specific end of modules questionnaires, the general opinion questionnaire for the course and the golden book. The total number of participants who shared a similar comment is indicated in bracket.

At the end of each module, participants were asked to answer the following questions:

1. Opinion questionnaire composed of five sub-questions with five possible answers (Strongly agree, Agree, Neutral, Disagree and Strongly disagree)
  - a. Subject was clear
  - b. Content was relevant to my job responsibilities
  - c. Exercises, case studies, etc. were useful
  - d. Teaching aids used were clear and interesting
  - e. The teaching objectives have been met
2. Overall opinions of the module (content, instructors, manual, exercises, tests, power points, etc.)
3. Which section of the module did you like most? Why?
4. Which section of the module did you like least? Why?
5. How could the module be delivered more effectively?

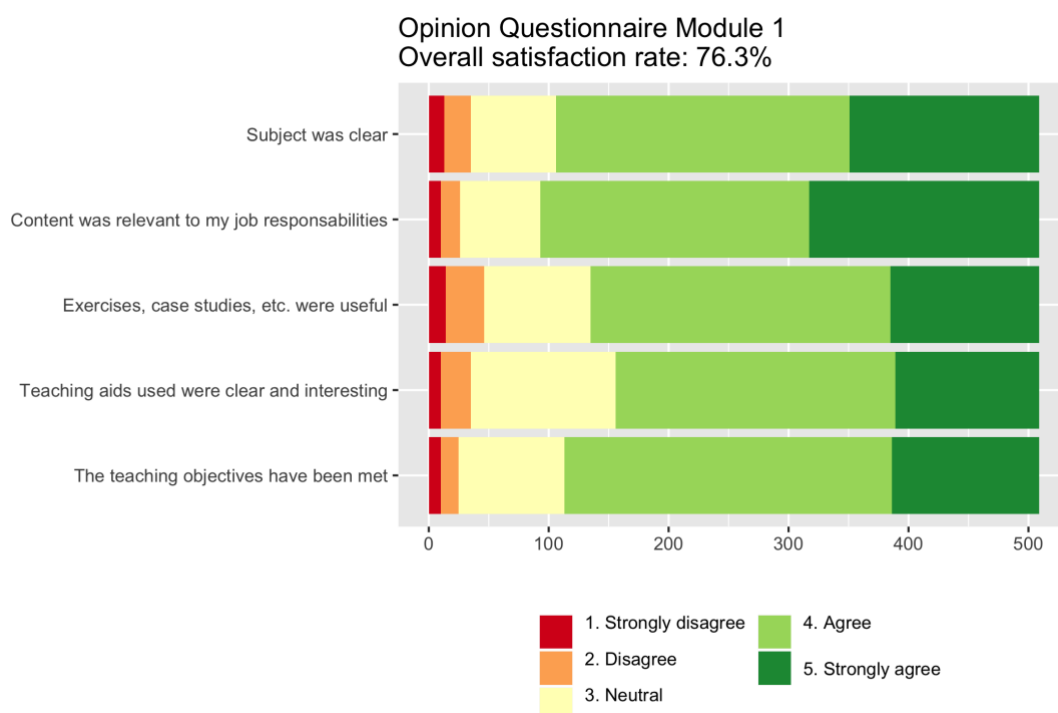
At the end of the course, participants were asked to answer the following questions:

1. Opinion questionnaire composed of nine sub-questions with five possible answers (Strongly agree, Agree, Neutral, Disagree and Strongly disagree)
  - a. The time allocated for this course was appropriate
  - b. The number of participants was appropriate
  - c. The course was well organized
  - d. The training methodology was effective
  - e. The training material was clear and accurate
  - f. The coverage of the course subject was appropriate
  - g. The depth at which the course explored the different topics was appropriate
  - h. The quality of the written material (manuals, etc.) was good
  - i. The quality of the visual aids (slides, videos, etc.) was good
2. Comments regarding the course content and/or organization
3. Other suggestions / recommendations

Additionally, participants had a chance to write a comment of their experience with the UNCTAD/TrainForTrade programme in the Golden Book.

## Module 1 – Conceptual Framework

### 1.1 Opinion Questionnaire



### 1.2 Overall opinions of the module (content, instructors, manual, exercises, tests, power points, etc.)

- Good/very good/excellent (36)
- Useful/insightful/informative/interesting/helpful (28)
- Suggestion to incorporate more examples or exercises (22)
  - Content, instructor, manual, power points were good; but would have liked a pdf/word presentation of the video presentation for printing like the manual. While test was critical and analytical, exercises were more qualitative. I would have liked exercises to have included numerical analysis like in the test. This would have helped understanding and enhanced performance. Therefore, I recommend the pdf version of all video presentations and analytic exercises for the remaining modules.
  - Many questions were very practical applications of what was delivered in terms of training materials and videos. Hardly any allusion to practical examples by the trainer and in the manual. There is a clear gap here in terms of providing participants with more examples and illustrations, especially as some of us may not be data or customs specialists.
  - The content of this module should have been developed more thoroughly. Examples and exercises were very limited without any sort of explanation.
  - The content was good. However, it did not prepare for many of the quiz questions. It would be nice to have more quizzes (with small calculations as in the final quiz) inside between the videos with thorough explanation of why the result are that answer.
  - It'd be better to give an example (practical case) on calculating CIF value in the course(pdf).
- Evaluation not representative of the module (16)
  - The provided reading material and course videos are not really related to the evaluation. In other words, the evaluation does not reflect students' knowledge on the course materials.
  - It took me by surprise that the test was so focused on calculations and special cases.
  - The test differed a bit from the study material since it required application of the subjects.
  - The quiz questions were related but not directly in parity to the reading material. For instance, the questions were very practical, you should at one or two examples in the module text that are similar to the quiz questions, especially those related to CIF/FOB valuation. The

- questions in the quiz should not be changed as they are adequate but the test-taker should be a little prepared for the “practical”-type questions.
  - The tests required an understanding and knowledge that went beyond the course presentation and recommended reading on some occasions.
- Easy to understand/clear/well organized/well-presented (12)
- Interactive presentations/videos are good (10)
  - Instructors were knowledgeable and comfortable with material presented
  - The facilitator's instructions are very clear and allow you to understand the essence and objectives of the course.
- Manual should be improved (9)
  - Repetitive sections (3)
  - Some spelling mistakes made it harder to follow the text manual.
  - the manual is the worse part needed to be more interesting, coloured, attractive, and rich of examples and case studies (2 out of 5)
  - Manual was informative but needs further editing as there were a few hanging sentences
  - Manual was very helpful, although the text in certain sections could seem a bit repetitive.
  - Not enough detailed
  - The course structure is good, it looks straightforward, and the page design is reasonable. The course content is full and logical. The lecturer has a good rhythm and clear expression. The manual is detailed, but the layout is not perfect. Some words are linked together, and the lack of spaces affects reading. I hope it can be improved. The video is embedded in PPT and can also be downloaded separately for easy use. The test setup is reasonable, but I made two mistakes carelessly, hoping that I can improve in the future.
- A lot of information to process/the content is too dense (5)
- No comment (5)
- Learn new things (4)
  - I do not currently work at a trade desk and am not responsible for pulling together international statistics. Module 1 helped me develop a fundamental understanding of the landscape.
- Difficult for non-English speakers (3)
- The content is hard/complex (2)
- Did not learn much (1)
- Content specific recommendations (3)
  - More content on creating relations between HS and (CPCv21, SU and COICOP)
  - might deep more in the trade system how record the mode of transportation when is multimodal maybe a example of a country that is disseminate the mode of transportation to have idea of main categories detailed (1- digit, 2 - digit or 3 digit)”
  - And the section were the differences of recommendations to the last version were elaborated as a comparison. For people who first time attend the course it is not so interesting what the differences to the past version are. Perhaps for the next course these could be kept in a separate pdf for people who are interested in the difference.

### 1.3 Which section of the module did you like most? Why?

- All the sections/no particular section (40)
  - E.g. I think that all the sections are essential and interesting because they are interconnected, the understanding of one section leads to a better perception of the other.
  - I'm new to this so all of the modules were quite helpful in their own ways.
- Interactive presentations/videos (19)
  - I liked the videos and you had a better understanding than with the manual.
  - At this moment the most interesting was listening to videos, but provided reading manuals were also useful.
  - I like the video part, because it was very helpful to understand the content better.
  - The Interactive Presentation....I wish more time need to be added because we learn easily by visual aids
  - Dr Paul presented nicely.....Feeling comfortable during the lecture

- the video because I'm easy to understand
- The presentations. The speaker clearly points out the principles of the sub-topics, which is a good starter before reading the notes.
- The explanation video is very good. I like it and understand it better than the manual
- The interactive presentation was instructive and convenient to watch and Mr. Paul is an excellent instructor.
- I enjoy the videos a lot. I learn so much from just watching a few videos than reading the handouts.
- I like the interactive presentation because when I completed the reading of the Manual Module, it helped me to grasp a better understanding of the information that I read.
- Evaluation/quiz/exercises (13)
  - I liked the quiz at the end, although I had a lot of mistakes. I liked that it challenged how I understood some of the basic accounting methods.
  - The Evaluation, because it was challenging and showed me I still have a lot to learn.
  - Quiz, because it encourages trainee to read more.
  - Exercise and tests part because it helps better understanding.
  - Evaluation Because the questions are very practical. It's a good way to check if you have really comprehend the information of this module."
  - tests, can know which part I really haven't been mastered.
  - the Evaluation questions are more remarkable than videos and they are easier to understand than manuals
  - The Evaluation is a very interesting challenge.
- Chapter II on Trade system (11)
  - My favorite section is "Trade System" because it deals with the classification criteria of the different products that are traded internationally.
  - Trade System: because it helps us understand the appropriate mechanisms to be taken into account, from data collection, recording time, and corresponding measurements for the compilation of export and import records in the balance of payments.
  - I enjoyed the trade system and the whole section of scope and time of recording of goods. This section enables me to understand more on the different trade systems and which is encouraged by IMTS for countries to use to collect trade statistics. Also in recording of goods, this section provides an understanding on the different goods that are recommended by IMTS to be included and those that should be excluded in records of imports and exports.
  - I like Trade system best. Because the structure is clear, the level is rich, the practical
  - The section on trade systems. That is a complex subject which was nicely explained. I just found that Chart 3 was not very clear. I also liked the Section on the Reconciliation between 2010 IMTS and BPM6 very useful.
- Chapter III on Commodity Classifications (10)
  - I like more on the section Commodity Classification because I want to know the correlation between Harmonized System (HS), Standard International Trade Classification (SITC) and Broad Economic Category (BEC) when compiling and analysing International Merchandise Trade Statistics.
  - I liked mostly the chapter on commodity classification and the one on valuation. They are directly related to my work as a BOP compiler as we receive data from the Customs Authority in HS and we are currently trying to convert the data into SITC for publication and analysis purposes.
  - I enjoyed the Commodity classifications as I have seen the acronyms but was not aware of the meanings and how they were used."
  - \*5. Commodity Classifications, as I have assisted my supervisor in helping out with the classification of monthly IMTS and I got to get a clear perspective on the relationship between SITC, HS & BEC..
  - commodity classifications because it is interesting how the products can be classified by numbers and which are the criteria to do that.

- Chapter IV on Valuation (9)
  - Valuation was the best. It was interesting to learn what BoP requires and why.
  - Valuation. It is complicated. It took me a lot of time to understand.
- Chapter VIII on Data compilation strategies (8)
  - The module I liked the most was about data compilation, Because I want to learn a lot about this, and it will help me to better understand the interpretation of international trade data.
  - I found data compilation strategies section very useful. Also, I liked the sections on classification, valuation and partner country as I was pretty much familiar with the concepts.
  - Data compilation strategies and data quality and metadata. A trustworthy source of data as well as methods to ensure its quality are the key for successful analysis and results.
- Chapter I on Scope and time of recording (8)
  - Scope and time recording because it provides the main function of this course is
  - Scope and time of recording. It is fundamental to understanding IMTS vs BOP
  - Scope and time of recording. This section has been helpful especially; 1. learnt the general guideline; what or not to record, when to record 2. comparison of IMTS, BPM6 and 2008 SNA
  - Scope and time of recording. Descriptive and easy to understand
- Chapter IX on Data quality and metadata (7)
- Chapter XI on Supplementary topics (5)
  - Supplementary Topics because they give more insight on how to link trade to policy through BOP and SNA
  - New areas and analytical topics, because it is talk about need for seasonally adjusted data to estimate and to remove seasonal or calendar influences from a time series in order to achieve a better knowledge of the underlying behavior
  - New areas and analytical topics because they represent opportunities to study the international trade
  - I like the section 13 about the SUPPLEMENTARY TOPICS most because the concept of this section is familiar with the system of the customs in my country where the business register has helped the trade statistics of customs.
- Participants Manual (4)
  - I am interested in all the sections, esp.the PDF. It's really complete and useful material related to IMTS.
  - The reading material due to the fact that I gained knowledge I didn't have before.
- Chapter VI on Partner country (4)
  - Partner country module was very interesting, and from the module “scope and time of recording” change of ownership was both very interesting as useful to learn.
  - partner country. Because I am working on subject which covers five partner countries.
- Chapter X on Dissemination (2)
  - The topic of Dissemination was of particular interest because it was completely new information for me.
- Chapter V on Quantity measurement (1)
  - Module 5 is the fullest because clear to understand the CITY value on Imported goods and the FOB value on Exported goods CIF is very important to compile the IMTS.
- Chapter VII on Mode of transport (1)
- Forum (1)
  - I like the Forum most. Although I haven't taken part in discussion yet, I'd like to participate in after I learn more info from my colleagues.

#### 1.4 Which section of the module did you like least? Why?

- None (85)
  - There are no section that I liked the least, because all of the content presented throughout the module were useful.
  - I basically don't have something I didn't like, because it's a very valuable course. However, the terminology in some cases still makes me confused, but I'm learning as the course progresses.
  - All sections in the Module are interesting to read and learn about what is recommended by IMTS for trades statistics. There are big differences that we have to learn since the migration

- from BPM6 and IMTS2010, this is something that I am new to and requires more time and learning to understand more on international merchandised trades statistics
- Honestly, The entire course content was good. There is no area that I disliked in the module. Just some concepts I needed to spend more time and effort to understand.
  - Evaluation/quiz/exercises (9)
    - I did not like the one-question check ins. I felt that for a section as dense as this a more exercise-type check in would have been more useful.
    - The evaluation part was hardly related to what have been said in the presentation and actually mostly covered only pages 12 and 13 in the conceptual framework.
    - The section of the Module that i like the least is Evaluation questions because i think it is an unfair marking system.
    - The test, of course. It's too hard. But I guess it's mainly because I did'n take enough time for the course. I'll work harder to make progress later.
    - Some questions in the evaluation seem to cover content not covered in the presentation.
  - Interactive presentations/videos (7)
    - I liked the longer videos the least because i had to go over them several times to understand as the lecturer was not speaking clearly
    - Interactive presentation. It is sometimes hard to follow and does not help students to do the evaluation questions.
    - the Interactive Presentation I could hard ever understand what was teacher saying
    - Interactive pdf - because you can't make notes on it.
    - Interactive Presentation. Because the Video format is not supported. So I had to downlode the video, and did the interactive presentation seperately.
  - Participants Manual (4)
    - Reading the handouts and the font were very hard to read had to keep zooming in.
    - Some problems were with ePub file extension, because it required additional software.
    - The reading manual part because it takes longer to understand.
    - The PDF is long and has many terms. After reading it, you will benefit a lot, but the process is a bit difficult. O(∩\_∩)O
    - The manual consisted of too much information and most of it was not tested. The most important information should be highlighted in the manual.
  - Comparisons of IMTS and BPM6 (4)
  - Chapter II on Trade systems (4)
    - Trade system and difference between IMTS, SNA 2008 and BPM6. More material with examples may be provided/added in the course for better understanding of above chapters.
    - Section 2. There were too much information especially with the recommendations to grab in just one week.
    - Trade System because the introduction was too general and Charts 1 and 2 were not clear.
    - Not really about “liking the least” but I thought it would be better if the trade systems section could be explained more comprehensively in this module. Also, the scope of the IMTS i.e., goods recommended for inclusion and exclusion was a bit hard to keep in mind, in general.
  - Chapter IV on Valuation (4)
    - Valuation because the module do not teach how to calculate the prices CIF and FOB, which was asked in the evaluation.
    - Valuation. They are not relevant to my work, as I am not a customs official. Plus the coverage could be better improved for non-customs persons to better appreciate the module.
    - Valuation (section 17); It was brief, barely no calculation examples for FOB and CIF and the incoterm agreements
    - Valuation, there was a lot that i am still trying to understand.
  - Chapter VI on Partner country (4)
    - Partner country for not having noticed in reading but it was clear when I failed the test

- Partner country. It took me a lot of time to understand.
- Partner country because it is not clear
- Partner country Less explanation
- Chapter I on Scope and time of recording (3)
  - Scope and time of recording because this is managed by Customs systems in most countries and is an automated process.
- Chapter VII on Mode of transport (3)
  - The mode of transport. I was probably confused by the way it was presented. I did not see its significance for a BOP compiler. For me I would be interested in gathering data on the cost of transporting goods on top of mode of transport as this would help with information on transport services.
- Chapter V on Quantity measurement (3)
  - Quantity Measurement, because I have little knowledge on this and the materials did not assist in this
  - I would have to say quantity measurement, only because it was the least interesting I think, but necessary nonetheless.
  - I liked all the sections, but if I have to choose, it will be section 7 Quantity Measurements. It was quite short and also what I know already.
- Chapter III on Commodity Classifications (2)
  - The section of the module I like least was COMMODITY CLASSIFICATIONS, because I didn't understand too much.
- Chapter XI on Supplementary topics (2)
  - Supplementary Topics. Because there are more information that I didn't understand very well.
- Forum (2)

### 1.5 How could the module be delivered more effectively?

- No recommendations (40)
- More examples/case studies (33)
  - Hopefully, more examples will be incorporated in the next modules especially on valuation depending on terms of delivery.
  - Site/Provide some example/s of computations of the CIF/FOB values.
  - cases in the videos, I believe everything should be in the video, more graphics to get the full attention of the student.
  - More case studies and real-world examples would help to better understand the details.
  - I think there could be more case examples to help facilitate comprehension of concepts. As someone who works in trade but is not a statistician, there are "new" concepts that I thought I understood...until I took the test. Therefore it would be helpful to include cases such as the questions that were asked in the test, even if they are formulated differently.
  - More tangible examples to explain terms and principals.
  - I recommend the following; In the videos, give more examples that are practical in areas of valuation and incoterms, partner country (origin, dispatch and destination, )
- More quiz questions/exercises (22)
  - there are full of information but no examples or cases for better clear understanding or to get the point, even the calculation appeared in the quiz. therefore, it would be better if instructors present cases.
  - I believe if there were more quiz between the interactive videos it would improve the delivery of the course, since quiz would allow the participants to test what they truly understand and decide if it's necessary to redo a video, re-read the topic or consider additional research.

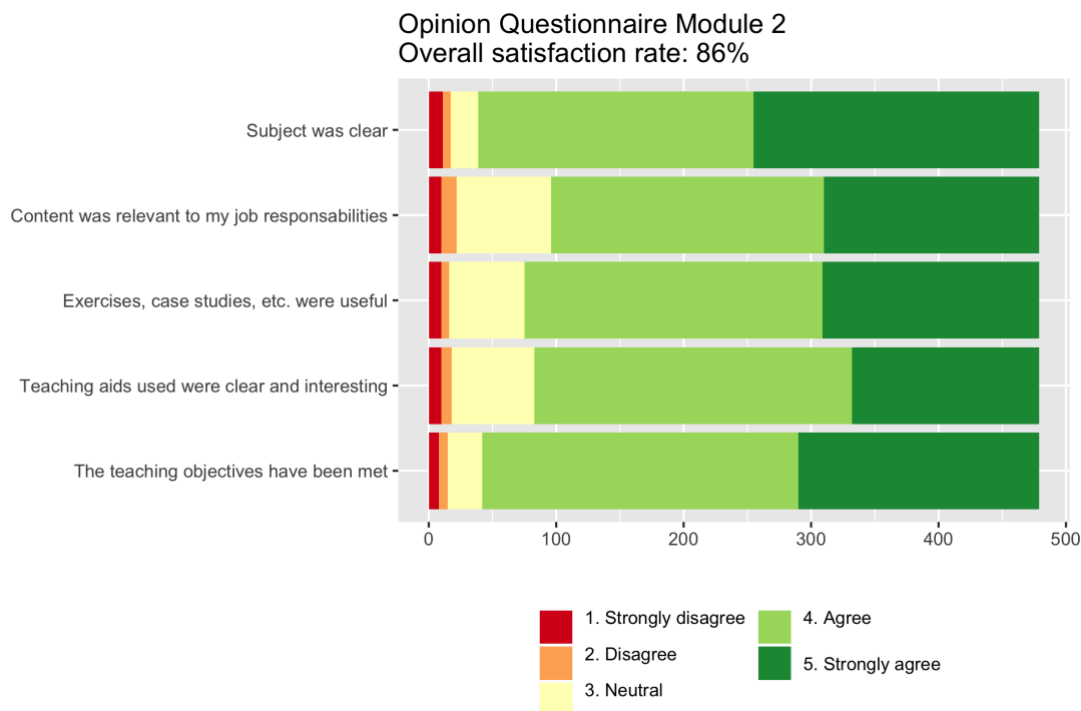
- it helps if the module includes more exercises before the test. The proof of this statement is that in the second attempt of the test, I did way more better than the first because of lack of practice maybe.
- To have included analytic exercises in all sections where possible.
- It may prove useful if more time is spent on formulas and calculations and a mock/practice test given. This would give persons not from a statistics background a better chance of grasping the content fully.
- In the material it is necessary to incorporate exercises on the cif and fob value. I would also like to see examples as in the test on the other topics.
- Perhaps provide some optional exercises to cover the “accounting” concepts, and countries of origin and destination, that were in the module exams.
- Maybe if there where a few excercises before the final test, so we can practice calculationg CIF and FOB, for instance.
- for me there could be more questions during the interactive presentation to ensure that i do understand the topic (and not to be so surprised when i started the first test)
- Have more exercises especially of Valuation for identifying the conceptual differences between IMTS2010 and BPM6.
- Maybe more specific examples should be provided before test (maybe even ungraded pre-test should be offered), because test paid more attention to the cases, but solutions, as I understand, should be based mainly on theory and binding documents.
- Interactive presentations/videos should be improved (18)
  - It would be great if you could use “Gamification” so that it was possible to see how far I have come, like 25% is achieved ... It is inspiring to see the progress :) I was also afraid that I would miss something before the quiz.
  - Make it more interactive
  - The use of various instructors
  - More videos
  - Longer videos
  - maybe more attractive video and the English subtitle in video because sometimes the voice is not clear and its not in the power point slide 3
  - It would be great having someone more inspiring talking through the modules, and reducing background noise.
  - Maybe more content from the PDF can be presented in the videos and add subtitle to it.
  - From my point of view, the module delivery through eLearning is great and interactions between colleagues undertaking the courses helps a lot in understanding more on the course offered. The only thing that's a hazel is the videos since they couldn't play for some participants and videos are a good visual aid in learning this can be improved by uploading in a several formats to help others who can download and access the videos.
  - It may be better received and understood if done by a lecturer whose first language is English and speaks slower
  - I wish Ramesh Sir has elaborated more in the interactive presentation as the manual is a bit technical which requires time to understand.
- Manual should be improved (7)
  - Making it typo free
  - More readings
  - The manual is the worse part needed to be more interesting, coloured, attractive, and rich of examples and case studies (2 out of 5)
  - The manual could point which PPT is related to.
  - it should be mentioned that Participants Manual Module describes everything in detail
- Content specific recommendations (7)
  - It would also be interesting to see graphical presentation of actual global situation (or split by countries), e.g. to see shares of merchanting, processing, transit and other flows on circle-type

diagram (the same showing shares of physical type of goods (e.g. main CPC groups)). Sure, our task is mainly just to compile comparable indicators according to the approved methodology, and possibly that some pieces of this indicators can be found in public databases, but compilation of laconic values to be analyzed asks for time, which would be more interesting to devote to the data time series / structure analysis itself. But it is a little outside of module topic, so declared goals of module were achieved very well.

- For beginners' technical terms such as CIF FOB required to be discussed in more details with examples and along with the calculation methodology.
- Maybe some additional attention should be paid to the differences between country of origin and country of consignment.
- Add an introduction (2)
- Add a brief description for Incoterms. Some of us may know the Incoterms subject and other students may not.
- The key points of the module can be clarified ahead so that we can learn the content more effectively. Also, the outline can be listed on the PPT.
- The abbreviations could be properly explained before being used (in this case a few slides after instead of in advance). And sometimes the text spoken is very different (not content wise but in structure), which makes it difficult to follow, particularly as it is already difficult to read the long text on each slide (e.g. 10. data quality. It reads IMF, the speaker says IMTF, and in point 8 as well the written bit is different to the spoken text). So, shorten the text on the slides should help a lot.
- Extending time/not enough time (6)
  - Access prior to the week
  - The deadline of 2pm every Friday is unreasonable.
  - More time, I'm having issues with managing the course with other projects. so usually get done at the last minute. I think it would be better if a bit more time was provided.
  - maybe a longer time to go through the manual thoroughly before rushing to complete before the quiz
  - I would definitely advocate for more reading time.
- Adapt the evaluation (4)
  - for the answer of the test, the calculation should be added. Such as question 10 of the test, why the answer is 4940? it should be  $3200+1000+240=4440$
- Course delivered in other languages (4)
  - Portuguese
  - French
  - Spanish
- Too long/should be in two part (3)
- Face to face workshops (2)

## Module 2 – Institutional Arrangement

### 2.1 Opinion Questionnaire



### 2.2 Overall opinions of the module (content, instructors, manual, exercises, tests, power points, etc.)

- Good/very good/excellent (53)
  - overall content of the module is very good. The presentation of the instructor is very nice. The example of country with different practices of collection and scrutiny of data by different agencies is also very interesting.
- Easy to understand/clear/well organized/well-presented (45)
  - The module was clear as every component of it helped to enhance learning and make the course interesting.
  - the content was absolutely clear? Practical examples were really useful showing different institutional organisation in different countries.
- Useful/insightful/informative/interesting/helpful (28)
  - The module was interesting as it touched on an important element that is usually overlooked at our workplace. I believe if we can make significant strides on institutional arrangements, we can solve a great deal of challenge inherent in data compilation.
- Comprehensive comments (11)
  - The content of this module is clear and the structure is reasonable. The instructor sorted out the framework and make it easy to understand. The manual is simpler than the previous module, so it is easier to read. The exercise is good, PowerPoint is also good, but the 2MS1 part shows a black screen for about 2 minutes and 20 seconds. There are only five topics in the exam, and there are no calculation questions. I got full marks and am very happy.

- In the course, “Responding to the UNSD questionnaire in 2006, 78 per cent of countries confirmed that the compilation and dissemination of IMTS are normally the responsibility of national statistical offices. However, in the remaining countries,” the data sheet was 2006 and it is hoped that it will be updated in order to keep up-to-date with the latest country practices.
- This module clearly describes the purposes and characteristics of effective institutional arrangements, the governance and mechanism of cooperation, the activities required to ensure the improvement of such arrangements and their positive impact on data quality and timely dissemination.
- The course does not do well at highlighting the core content. The Powerpoints are too thin in depth and the reading material is not presented in a manner that truly highlights what is important. This makes note taking ambitious.
- The presenter in the video clips just read the points on the slides and so not much value is added to the slides. One suggestion is adding some examples or concrete explanations to the sentences written on the slides.
- Overall, module 2 was simple and in my view may serve as an introduction for the next modules. It was good to review general knowledge on institutional arrangements with the videos and read about specific cases on the manual.
- the material is useful and interesting though there are repetitions. The examples are quite helpful for catching the idea of how a good practice can be done.
- The content provided a good background information for everyone. Most of the information is I think already known. In the presentation I would expect more country specific examples. Like, In US the system works like this.. in EU it works like this... etc. In developing countries like this..... Also the possible effects of bad institutional arrangements are missing. This leads to bad data quality and why is that important? this is an important issue I guess.
- This module is easier to understand. But, technical staffs might not appreciate it unlike to those of managerial staffs. But the module is very interesting, especially on the institutional arrangements of other countries that might be considered as a best practice so my country/institution might as well adopt the said arrangement.
- The content, manual, powerpoint presentations and exercises were precise and resourceful. The instructor was explicitly knowledgeable. The test was understandable and the time allotted for the test was sufficient.
- I think the whole Module 2 could be fit into one section within Module 1 or another module.
- Better/easier than module (8)
  - Module 2 content is simpler to learn than module 1 and the test is a lot easier, as a beginner in IMTS it suits me well. I like the examples in the manual, it will be great if the instructor can explain more about it in videos.
- Learn a lot/new things (6)
  - It was a very good module. I didn't know that institutional arrangements were of such importance to have good quality data.
  - fine and good for learning as a beginner
  - I learned a lot by this module, mainly the importance of Institutional arrangements and their impact on data quality and dissemination
- Evaluation is better (3)
  - better harmonisation between the final quiz and the material. The Reading could have been reduced as the topic is relatively simple.

- I really liked this section, and I liked how I felt a strong connection between the final test and the scope of the module.
- This time, the evaluation matched perfectly with the course content.
- Technical issues (3)
  - You should revise the quizzes part, I don't know why I still didn't do anything, but the system gave me point zero for the first attempt.
  - some downloads are difficult
  - The module was fine, except that the first video in the M2 interactive presentation (1. IMTS 2010 Recommendations (4'10")) went black and silent at 1'50".
- Manual should be improved (2)
  - The Manual contains lots of typos and errors
  - The pdf is more useful a resource than the videos
- Would like more examples (2)

### 2.3 Which section of the module did you like most? Why?

- All the sections/no particular section (39)
- Chapter 7 on Institutional arrangements and data quality/case studies/examples (34)
  - The example section is more useful for me because I can learn from it how the other countries designated the agency responsible for the compilation and dissemination of official trade statistics,
  - Section 7 Institutional Arrangement of some countries is very interesting. It shows how different countries approach the same problem depending on the structure of they're government.
  - Because Provides specific information and practices in different countries, very informative
  - I could not chose. All modules were very interesting, but the examples of different countries were my favorty part I think as it allows us to get a glimpse outside our own reality and provides the opportunity to identify good practices.
  - section 7. The cases given are particularly good,concise and clear,and we can learn more about institutional arrangements and data quality in other countries.
  - Institutional arrangements and Data quality. You get to see how different countries' institutions come up to formulate their agreements. Very interesting!
  - The section that spoke about the competent authorities responsible for collecting and disseminating trade statistics. Also the country examples at the end of the module.
- Chapter 5 on Characteristics of effective institutional arrangements (20)
  - Had the most definitions and details on arrangements
  - Section 5 (characteristics of effective institutional arrangements). It is very relevant to my work and has helped me understood setting an institutional arrangement to enhance my access to trade data.
  - good practice of agency designated for the compilation and dissemination of official trade statistics be given necessary authority and responsibility for monitoring and coordinating with various agencies involved in trade data
  - characteristics of effective institutional arrangements. Because i realise that this section is the foundation of high quality data production. If these characteristics are respected and followed, all countries will be able to produce high quality data in a timely manner.
  - I really learnt than a memorandum of understanding (mou) is an important formalized arrangement between agencies involved in the compilation of IMTS

- I liked mostly the section on characteristic of effective institutions as it clearly guides us on how institutional arrangements should be structured.
- This topic provides guidelines on how to improve already existing institutional arrangements which may not be effective to carry out its mandates, hence once the guidelines are adopted the institutional arrangements will be improved and results will be observed from the level of quality of trade statistics.
- Chapter 6 on Main types of institutional arrangements (13)
  - is useful to me at a regulatory level: to learn which organizations are responsible for compiling/processing data in countries that my office does not provide services to yet. It should be noted however that most content belonging to section 5 was covered in section 3 of the videos.
- Video/Presentation (10)
  - I like the video part, since I learn better through visualization.
  - The presentations as opposed to the manual.
- Chapter 3 on Legal Acts Regulating Institutional Arrangements (7)
  - I am interested in section three (3) and Four (4) of the module regarding legal Acts and Regulating the institutional arrangements. This is very important as Legal legislations and Acts made within institutions gives us the power to collect and compile trades data and its purposes.
  - I enjoyed the legal act regulating institutional arrangement because it gave me an insight into the rules of the game of IMTS and how it should work in countries
- Manual (6)
  - Reading Material/Manual. I am always pleased to enhance my knowledge with new information.
  - I like the manual because as I listen to the audio I'm better able to understand as I read and make notations at the same time. Plus I can keep the manual for future references
- Chapter 2 on IMTS 2010 Recommendations (4)
- Forum (3)
  - Forum and Email. Many experts patiently answered our questions, and we students enhanced the interaction. In this special time, extra time is given to complete this course, which makes people feel warm. Mr. Tomasz Kulaga answered my question in the Forum and posted weekly class reminder emails, which was sincere and useful.
  - The forum, which lets me know thoughts of other people in this class.
  - I liked it when the trainer mentioned different ways countries organize their data and the related question and replies on this issue on the forum.
- Evaluation (2)

#### 2.4 Which section of the module did you like least? Why?

- None (85)
- Chapter 3 on Legal Acts regulating institutional arrangements (6)
  - legal acts regulating institutional arrangements because was short.
  - Legal Acts Regulating Institutional Arrangements. Different countries have different legal mechanisms. Laws are not harmonized at country level.
  - Too short.
  - LEGAL ACTS REGULATING INSTITUTIONAL ARRANGEMENTS, was the section I like least because I really don't get it all

- Legal Acts Regulating Institutional Arrangements. I thought this was a great section and good to know that this is something to be aware of but I would not be very useful for me until I do my own research of what are the regulations that exist and impact trade stats in Canada/Ontario.
- Manual (5)
  - The manual because the examples were quite excessive
  - Manual. Reading a long document is a bit lonely.
  - The participants manual. Because the presentations feel a little bit more interactive.
  - it is difficult to download and does not work well for me
- Chapter 6 on Main types of institutional arrangements (4)
  - Main Types of Institutional Arrangements. Because, many of the agencies are not in good manners. We found information diversification for the same product
- Technical issue with the interactive presentations/videos (3)
  - Same as Module 1, the Interactive Presentation. Because the Video format is not supported. So I had to download the video, and did the interactive presentation separately.
  - Interactive Presentation download difficultly
- Chapter 5 on Characteristics of effective institutional arrangements (3)
  - It is a little hard
  - Characteristics of effective institutional arrangements. I think it was a redundant section.
  - Probably because I did not understand a few concepts in there.
- Chapter 7 Institutional arrangements and data quality (3)
  - The section on institutional arrangements and data quality. This part seemed more like a repetition of what was already captured in previous sections.
  - Section 7, due to the video only serving as a brief review and the manual containing a very minor (in my opinion) detail about chapter IX of IMTS describing dimensions of quality data. The content itself was mentioned in section 1 video, but neither section 1 or 7 videos mentioned "chapter IX" itself. Needless to say, that was a question in the quiz.
- Evaluation (3)
  - The quiz, one of the questions is ambiguous which caused me confused to choose the correct options. Better to state the problem more clearly.
- Chapter 2 on IMTS 2010 Recommendations (1)
  - chapters of IMTS 2010 (it is strange that we have to know them by heart)

## 2.5 How could the module be delivered more effectively?

- No recommendations (58)
  - the current program is exceptional and in my opinion does not need any changes
- Videos/presentation should be improved (14)
  - More videos (2)
  - in this module, there's a slight error in the video, I hope this is sorted out, otherwise all is good.
  - videos on the cases described in the manual
  - Information could be delivered with less text and more images/video to make it more entertaining.
  - Making sure that every info covered in the questionnaires is at least mentioned in the videos. I view project manuals as a source of more in-depth info for interested

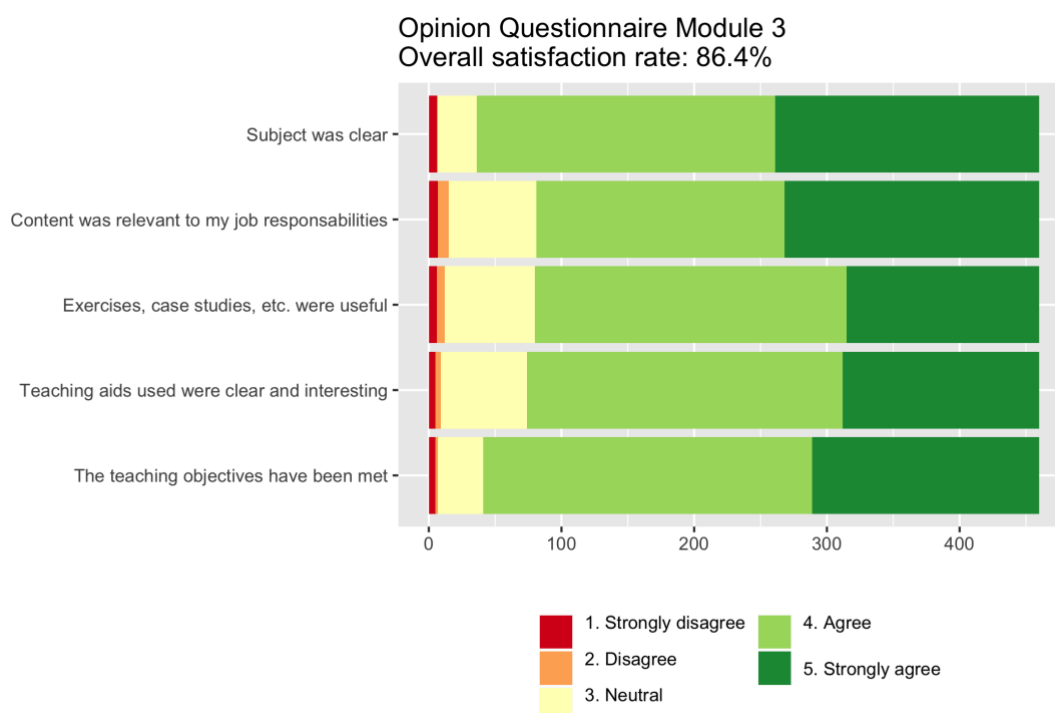
professionals, but it shouldn't exclusively contain information deemed important for evaluation.

- I think the ppt could be more vivid with more detailed examples.
- The presenter in the video clips just read the points on the slides and so not much value is added to the slides. One suggestion is adding some examples or concrete explanations to the sentences written on the slides.
- videos should include more graphics, but again everything was clear
- This module is okay, there are some typographical errors but overall the module is really good. and it shows a lot of examples so its easier to understand.
- need to put some describing info-graphs
- In parts of the slide presentation, punctuation was missing. The voiceover/narration did not always accurately reflect what was written (e.g. there is a difference in what was written as 'review institutional arrangements for effectiveness' and what the narration said was 'effective review of institutional arrangements.') In addition, the name of the country 'Belgium' was spelled incorrectly. In the assessment quiz, whether a question allows for multiple answers or only one answer should be more clearly stated: for one question, I selected one out of two possible responses, but it was not clear I could choose more than one option
- The instruction video could expound a bit more on the material instead of saying the same things that the manual is saying
- In the future consider making the video compatible with casting technology. In this manner someone is not fixed to a computer/tablet/phone screen only. Rather they can cast the video to any device for comfort in viewing the information.
- More examples (22)
  - Maybe illustrations or real examples would be nice.
  - Use examples to illustrate some complex and difficult problems.
  - real cases where the concepts failed or succeeded
  - More good practices from countries, and maybe even links to relevant information in other websites or documents.
  - The section on effectiveness of institutional arrangements and data quality of disseminated data only cited out examples on developed economies; it would be good to also capture developing economies like in Africa.
  - It is necessary to incorporate case studies on the implementation process with the main problems and solutions
- Content specific recommendations (9)
  - Countries may be divided into different groups as per the institutional arrangements ( Groups consisting of countries having similar arrangements) and comparison may be done in order to advocate changes/improvements in the arrangements of concerned countries
  - a summary session can be added to the video so that the whole picture can be put together in the end.
  - More attention to the intent of the guidelines rather than the guidelines themselves.
  - Better emphasis on harmonization.
  - To include more examples of Africa's situation.
  - Timely update of relevant information, more practical reference
  - Maybe short opinions and stories of customs, government and statistics officials about their daily work, challenges and main time consuming tasks both overall and very specific would give a little bit more sense of involvement.

- May be it has to be clear that the last section (S7) of the module is a summary or conclusion of the module as it does not provide any new information.
- By touching on the principles of Official Statistics so that even other compilers besides the NSOs can understand what they are required to adhere to post compilation.
- More quiz/practice questions (3)
  - Personally I am a practical learner, so more quizzes would definitely help me, but it would also make the course move slower, which might annoy some people. Maybe some non-obligatory extra quizzes would be great? But I also understand that they take time and resources to make.
- Face-to-face workshop (3)
  - E-learning can serve as a preparatory to a face to face interaction on this subject. More hours can be allocated to this module as it aims at improving the quality of trade data by bringing various institutions instead of leaving this task to only one or two institution.
  - It would as well be good if there is an outreach for a workshop on IMTS to share experiences
- Forum should be improved (3)
  - More interactive questions in the forum group about the experiences of others countries participating in the course.
  - Reply of quires is must
  - Probably an discussion about memorandum of understanding To know that countries have memorandum of understanding What problems deal the countries do not have
- Manual should be improved (2)
  - Immature tips: add some pictures to the PDF, maybe the effect will be better.
  - Reduce the repetitive and redundant parts of the Manual
- More interactive (2)
- More time (1)
  - As I mentioned in Module 1, the rush to complete before the quiz puts some pressure on us since we are at work during the day and still have our family to attend too. A little longer period before the quiz would be welcomed
- More languages (1)
- Provide powerpoint slides (1)

## Module 3 – Production and Compilation

### 3.1 Opinion Questionnaire



### 3.2 Overall opinions of the module (content, instructors, manual, exercises, tests, power points, etc.)

- Good/very good/excellent (48)
- Useful/Insightful/Informative/Interesting/Helpful (38)
  - This module is an excellent one. It helped me to better understand how to carry out my job as a Customs Officer as it relates to production of IMTS.
  - Very interesting module which really helped to understand scope of tasks and challenges.
- Easy to understand/clear/well organized/well-presented (22)
- Too long/too much information/repetitive (8)
  - This part content is too much for me, I take about one week (everyday nighttime 3 hour) to study and this module is very close to my work.
  - This module proved a little but challenging for me. In addition to time limitation, (that week was a very difficult week for me) I had little to no time to really go through the module thoroughly. Some of the areas I did not get clearly and will have to revisit at some point.
- Best module so far/like the details (7)
  - The best and most interesting module yet. More in-depth information regarding the collection and analysis of data was the main reason for me to apply for this course. It was also interesting to learn about ASYCUDA.
  - It was detailed as possible which enable me to grasp a better understanding on some important points.
  - I appreciate that more explanations and examples were given during the presentation than in previous modules, this helps to facilitate my understanding of certain topics.
- Exercises are clear/useful (6)
  - The module was very useful for my work as a BOP compiler. I have gained more insights on the IMTS Statistics and its limitations, which will help me a lot in my daily work.
- No comment (6)
- Learn a lot/new things (5)
- More questions can be added (4)

- Interactive presentations/videos are helpful (4)
  - It was informative and the power points helped me to understand some points made in the manual.
- Would like more examples (3)
  - Examples from Latin America
  - The module needs examples similar to the previous module, at least how an specific country deals with a transaction and what specific customs procedure code they use as we all know that we have different CPCs.
- Technical issues (2)
  - Videos are slow
  - Volume of the videos are too low
- Manual could be improved (1)
  - it was fine overall. However, the manual could be shortened as there were many repetitions.
- Interactive presentations/videos should be improved (2)
  - Like with the previous modules, I think there is too much text on the slides, and this is particularly confusing when the spoken text then differs from the text on the slides. Generally, the pronunciation could be better and less monotone to make it more interesting.
- Manual is good (2)
  - great manual with detailed information. will be handy in future to look things up!

### 3.3 Which section of the module did you like most? Why?

- All the sections/no particular section (34)
- Chapter 7 on Data processing (19)
  - DATA PROCESSING When the information is well processed the statistics produced are reliable and not subject to any criticism
  - Data processing. Very well explained and the teacher focused on giving personal examples and experiences instead of reading slide content.
- Chapter 5 on Allocation of Customs Procedures (17)
  - I like Customs procedures covering goods to be included in IMTS the most, very clear to learn.
- Chapter 8 on Data quality assurance (14)
  - Data quality assurance. I liked it because it widened my understanding on the subject and provided guidelines on how to perform validations on the data to ensure quality of the data is sound and acceptable
- Chapter 3 on Use of customs records (14)
  - The part of module3 I like most is Section #2 \_ “USE OF CUSTOMS RECORDS”. I find it useful particular to CUSTOMS PROCEDURES as it is the basis for correct identification of flows of goods for inclusion and exclusion under general or special trade system. It requires a thorough understanding by defining each item specified in the coding scheme of CPC. In treating the nature of transaction for this type of activity considered to be a complex one (my opinion only) because it covers an integration of customs and in the case of use of non-customs data by obtaining additional and a more detailed information provided by trader. From this point of view, it is easier to make a concrete decision whether to include or exclude the data from trade statistics.
  - In this module I am very much interested in section three (3) which is based on “Use of customs Records”. The table outlined in the module on Single Administrative Document for customs record purposes is very helpful especially in my case being new in this area. The fields are very helpful in classification and compilation of goods either be imports or exports and helps us obtain detail information of the movement of goods within the economic territory of a country.
- Interactive presentations/videos (10)
- Comprehensive comments (9)

- This is a very interesting and also complex module. However, it gives you an insight into the integrated system of data collection, processing, recording and the different standards used
- About the quality indicators, some more common ones should have been mentioned. Does IMTS mention any? Bilateral trade asymmetries, for underdeveloped countries and with certain registration gaps, can be a major challenge. It would be more interesting to know how this mechanism would be implemented.
- In the “data processing” chapter, the content seems too thin and broad. It would be better if there were more details.
- This module is very rich in content, covers various raw data processing matters during IMTS data production and compilation, and introduces many common processing procedures. The instructor's explanation is more detailed, and the videos of S6 and S7 are longer than before. There are many examples in this manual, which can deepen the impression of the concept. The exercises and tests are simpler than the content, and I feel that the number of test questions can be increased in this module.
- I was pleasantly surprised by how relevant this module was to me as a trade data analyst / user rather than data compiler. E.g. many of the techniques for data validation closely resemble those that I use in my work to assess statistical records (reliability etc).
- Good module. Topics were taken cautiously to cover the theme. Quality concerns while making cross country comparison need more focus and explanation.
- The content covered is too much to grasp in this kind of sessions but serves as an introduction. This content needs a face to face interactions in order to share experience and learn from others. Instructor is very clear and knowledgeable on the subject. The manual is concise and can be referred to here and now as we encounter challenges. I feel that exercises and tests were not sufficient as they do not really provoke our thoughts. In case of face to face interactions an exam can be written, and proper grades given. Candidates who excel can be promoted to facilitates similar courses in their home countries. The power points is well presented.
- From my opinion regarding this module, It is a very interesting module since it clearly outlines the IMTS2010 recommendations especially when dealing with compilation of trades statistics using data from customs. The examples provided in the manual are very good and helpful for more understanding on the module.
- The content is extensive and elaborated in a lucid manner. The presentation made by the Instructor Sir is very effective and it is excellent. The power point material covers all the items mentioned in the participants manual. I have learned very much from this.
- Chapter 6 on Integrated approach to data collection (7)
  - Almost all of the section are very effective and useful. Specially the chapter 6 ,i.e., integrated approach to data collection liked most. Because many issues like the reconciliation and integration of customs and non customs data as well as the issues related to merging of data coming from different sources are elaborated in a comprehensive and simple way which is very useful to me.
- Evaluation (2)
- Chapter 2 on IMTS 2010 Recommendations (2)
- Manual (2)
  - The manual. The manual of this module contains many Tables, which make the content easier to understand. The change in Grade. Because some students in the forum have always been confused about the score in Powerpoint, the Grade part is immediately divided into two parts, making the scoring system very clear.
- Forum (1)
- Case studies (1)

### 3.4 Which section of the module did you like least? Why?

- None (76)
- Chapter 8 on Data quality assurance (7)

- Data quality assurance. The topic was interesting, but I would have liked to see more real-life examples on data validation.
- DATA QUALITY ASSURANCE, as the section I like least, because I really don't get it all.
- Validation/Consistency check should be discussed more, we need more recommendations on this matter.
- I didn't like the quality assurance part because I believe that is the subject of Module 4.
- DATA QUALITY ASSURANCE; the theory is not clear especially mirror statistics, however the practice is always a challenge among agencies compiling the statistics and I expected to also learn about the end user requirements for data.
- Chapter 3 on Use of customs records (4)
  - Non-customs data sources, because the figures are not clear.
- Chapter 6 on Integrated approach to data collection (4)
  - I wish at peak 6 they could give us more information on ASYCUDA. I think they should include more information about taxes, tariff and tables, etc, it would be very useful for the trainees.
  - Integrated approach to data collection. It is a little bit difficult..
  - Integrated approach was a to a some degree repetition from earlier modules.
- Chapter 7 on Data processing (3)
  - DATA PROCESSING it's a little hard to me.
  - Data Processing. The module was too brief and more technical.
  - The part of module 3 I like least is Section #4 \_ "ALLOCATION OF CUSTOMS PROCEDURE". The concepts are well presented. The goods to be included and excluded from trade data are all enumerated. It implies the movement of goods under the control of Customs Administration. It would be beneficial for all if the list that was enumerated also includes on how customs procedure is being applied.
- Technical issues with the interactive presentations/videos (3)
  - Interactive Presentation. Because the Video format is not supported.
  - videos cannot be downloaded
  - Nothing but when downloading some videos is difficult
- Chapter 5 on Allocation of Customs Procedures (2)
  - The part of module 3 I like least is Section #4 \_ "ALLOCATION OF CUSTOMS PROCEDURE". The concepts are well presented. The goods to be included and excluded from trade data are all enumerated. It implies the movement of goods under the control of Customs Administration. It would be beneficial for all if the list that was enumerated also includes on how customs procedure is being applied.
- Participants Manual (2)
  - The pdf file. Too long
- Evaluation (1)
  - The Evaluation. Because compared to such rich content, the number of questions is a bit small.
- Chapter 2 on IMTS 2010 Recommendations (1)
  - The chapter 2 – IMTS recommendations( data compilation strategies) with three new recommendations and one updated recommendation. This is not at all interesting because here here only mentioned the description of recommendation.
  - Use of non customs records. The content was quite dense.

### 3.5 How could the module be delivered more effectively?

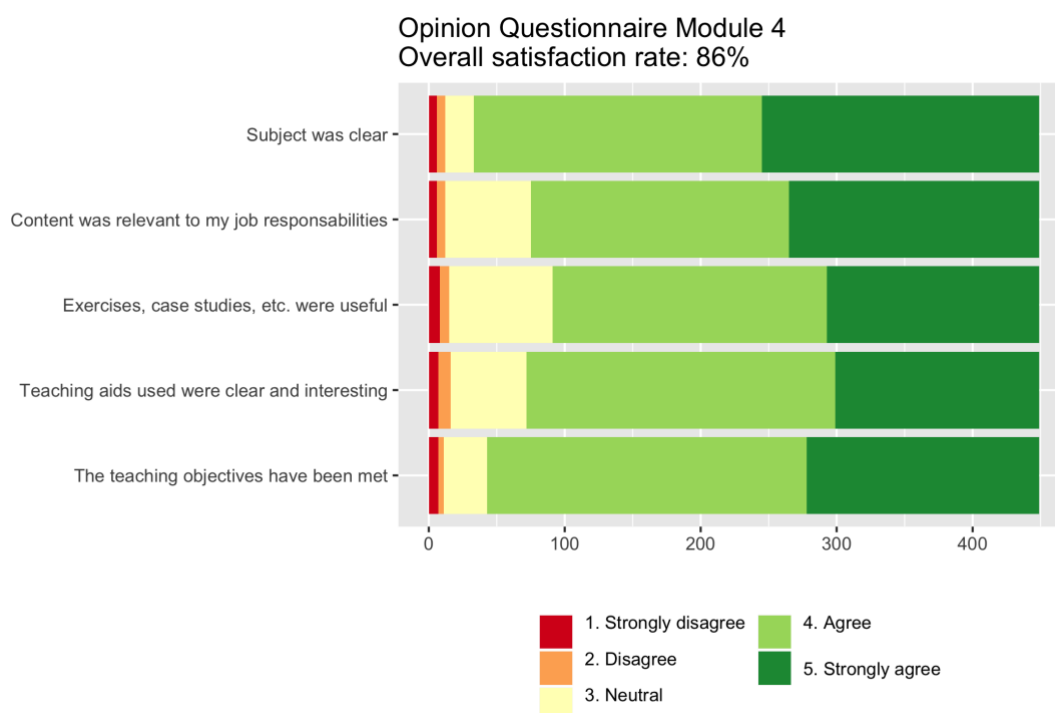
- No recommendations (42)
- More examples/case studies (20)
  - The video presentation made by Instructor is excellent . Some more numerical example /exercises in the end of the participants manual module may please be incorporated for more better understanding of the same.

- it will be very valuable if for rule or concept we had an example, where we try to solve it first and then see the solution
- Maybe ongoing processes from real world should be shown as examples, e.g. some qualitative interpretation of data from comtrade.un.org should be provided, mentioning actual situation, possible causes, future development options of values (changes), direction of flows and their structure. Description of relatively new phenomena (merchandising, processing) would be also interesting. Thank You, IMTS 2020 course is interesting!
- More examples of countries using the customs procedures - I think the E-learning approach to deliver this course is effective and interactive enough
- Give examples for each customs procedure
- Overall module was good. The data processing and data quality topics may be explained little bit more with examples for better understanding.
- maybe including examples of common mistakes.
- examples need to be more clear and need more example cases
- Interactive presentations/videos should be improved (11)
  - Add subtitles (4)
  - Instead of having slides/videos that are over 10mins, it might be best to have those broken down into three or two. This way its easier to stay focused. I found that the longer videos made you more inclined to be distracted/lose concentration.
  - Use of Illustrative Videos with description, flowcharts
  - I think now there is a difference between the first module (where there were few example) and this module (where there many example) Interactive presentation. It will be better to include many examples and study cases in Interactive presentation to help participants to better understand what is explained in Module PDF
  - I was satisfied with the delivery but it would be great if the teacher focused on expressing personal opinions and expression instead of reading slides. This modules slides were more interactive which is great for engaging with user.
  - maybe splitting the last two parts of the video
  - power points slides that would summarize the pdf
  - I generally think a more enthusiastic teacher would be good
- More quiz/practice questions (7)
  - Add tests for section 8. It's very important topic, but I hadn't any test on it.
  - the quiz questions are very very few compare to the module content
  - Have exercises that help classify CPCs to trade types specifically IM5 and EX2 since these link to classifications included or excluded in BPM6
- Content specific recommendations (6)
  - One question implies with the tap "select one", another with "select one or more", even both come with just one single correct answer. suggest to make it uniform. thanks.
  - I would have liked to have more information on datasets,
  - Certain texts concerning the UK should be corrected having in mind the Brexit.
  - I would not repeat the paragraphs on institutional arrangements since we saw that on module 2.
  - Delve into the techniques of quality and unification of customs and non-customs statistics
  - If possible to incorporate new knowledge in the field of ITMS data processing and harmonization of the various platforms used globally.
- Too long (3)
  - Should be divided into 2 session
- More visual tools (2)
  - more visualized tools, such as pictures and tables can be added to make the presentations (either pdf material or videos) more interesting.
  - If there are more charts or diagrams, they may help increasing understand of the module.
- Manual should be improved (2)

- TABLE OF CONTENTS there is typing error in numbering.
  - I recommend that the contents of the manual should be clearer and more legible. For example, the pictures of Forms.
- Provide a summary of past modules (2)
  - A summary of past modules instead of in depth explanation about them in module 3
- Via email (2)
- Provide more readings (1)
  - It is useful to give some recommended reading URLs at the end of each module or in the forum.
- Face-to-face workshops (1)
  - I think a face to face interaction after the e-learning would be more effective. Right now we are reading of new things but how to implement is another thing we could learn from others who have implemented it successfully.

## Module 4 – Metadata and Data Quality

### 4.1 Opinion Questionnaire



### 4.2 Overall opinions of the module (content, instructors, manual, exercises, tests, power points, etc.)

- Good/very good/excellent (48)
- Useful/insightful/informative/interesting/helpful (27)
- Easy to understand/clear/well organized/well-presented (20)
- Comprehensive comments/recommendations (11)
  - The video on quality dimensions does not describe different dimensions instead most of the video talks about quality assessment frameworks which could be included in Video 3 on systematic approach. Some video materials need to be updated in certain parts. E.g. video 8 on Metadata talks about 2017 survey as a future survey that could happen. More exercises can be included to make the videos interactive.
  - For the sections of the module were important to understand not only what we do in office but to emphasize the IMTS recommendations and standards in term of metadata and data quality.
  - The content was on point with my expectations. I guess some sections could've been smaller, as there were several times (more than in other modules) where the instructor didn't add too many details and examples compared to what was already shown in the presentation.
  - Like you mentioned the UN Decennial Survey, it would be great to know about some bilateral surveys and how they influenced the IMTS.
  - I would re-arrange videos so that the definition of metadata can be explained at the beginning, and then introduce dimensions, indicators, procedures and bilateral trade assymetries.
  - The module is complex and quite long, but generally very educational due to the quality of the information provided.
  - i think there are too much difference between video and PDF, include the order of sections and content , meanwhile the teacher mentioned some knowledge exclude of book .
  - The lecture can improve with more interactive instructors.
  - Module 4 focus on Metadata and Quality. The explanation and examples are good, but these are some information repeat again and again.

- Over all the module is fine. As we progress , at times it becomes a more technical and sometimes terms are mis interpreted. But slowly by revisiting the modules, things can be improved.
- The manual was helpful, although a bit literature technical. IMTS is not a part of my job requirements, so I'm viewing this information as an outsider. Without examples, diagrams, charts, and videos (ex. realistic or animated videos) the information can become a bit vague and technical. However, the topic is interesting. Especially when viewing the questions and responses on the discussion forum, it gives one more appreciation for the information being disseminated. So far overall I like this course. But it is not without it's challenges, yet possible, for a to follow if this is not part of their usual job activities.
- Interactive presentations/videos are good (6)
  - videos are very good and up to the point.
  - The interactive presentations were clear and interesting.
  - The lecture of the instructor was excellent and very effective. The power point presentations and manual is very clear and details.
  - Content, manual, exercises, tests and power points are very resourceful. Instructors are very precise in teaching materials.
  - The instructor gave examples and explanations that were clear and precise.
- Would like more examples (4)
  - Inclusion of example in metadata section will be helpful for easy understanding
- Learn a lot/new things (4)
- Technical issues (4)
  - Good, There is a need to review averaging marks if the first assessment wasn't submitted...As they are many factors internet connection that may delay
  - I am satisfied with the module however was unable to view topic 7 on the interactive presentation. The video was blank at Bilateral Trade Asymmetries.
  - Pdf material is very good. But i can't access the vedio due to internet probleme.
  - Video was a bit slow on my end.
- Not good/less clear than previous modules (2)
  - speed and accuracy of what he was saying and what we were seeing was not so good
  - The subject and content was a little more unclear than the others.
- Interactive presentations/videos are outdated (2)
  - Perhaps the videos are a bit outdated. For example, a survey to be conducted in 2017 was mentioned. However, I do understand the costs related to updating the video content.
  - I appreciate UNCTAD effort with this train course, nevertheless it seems that the manual, exercises and power points were not updated since 2017, there are some mistakes and the way the content is presented seems all fashioned.
- Evaluation not challenging enough (2)
- Evaluation is challenging (2)
  - This module and the related quiz are much more comprehensive and challenging than the previous ones.
- Evaluation is good (1)
  - The test contains all the important knowledge points and is very comprehensive.
- Too long (1)
- Hard/difficult (1)
  - For me, the material of the module was complicated, because it contains a lot of versatile and very important information that requires special attention
- Would like more exercises (1)
- Participants manual is good (1)
  - It was the most interesting manual in the course so far.

#### 4.3 Which section of the module did you like most? Why?

- All the sections/no particular section (35)
- Chapter 8 on Metadata (23)
  - I liked Metadata but it was quite difficult to understand.
  - Metadata, because it covers almost all the aspects of statistical Data.
  - The section of metadata is liked by me most. This section is very organised systematically with the subsections of different types of data, different types of metadata and importance and purpose of metadata with relation to IMTS . Also detailed explanation of items of structural metadata with quality issues is very effective.
  - My highlight goes to topic 7 on metadata, because I have learned to clearly distinguish the difference between microdata, macrodata and metadata, their characteristics and their complementarity.
  - I liked most section on Metadata. I have always had different explanations about its definition but now it is clear to me.
- Chapter 7 on Bilateral trade asymmetries (17)
  - Bilateral trade asymmetries, interesting to see why they are produced and indicators on data quality.
  - during my studies I always had problems in understanding why there are bilateral trade asymmetries. Now I understand, thank you!
  - In this module I could get the answer of great confusions about the asymmetry in bilateral trade data.
  - I can't say that I liked this one more than the other topic, but one caught my attention. The topic "Bilateral trade asymmetries", comparability and data reconciliation studies will continue to be a major challenge for countries, especially developing countries, where customs records still do not show the desired quality.
  - The bilateral trade asymmetries brought out angles that I have not considered previously
  - Section 7. It was straightforward, had examples, and was possible for anyone to visualize.
- Chapter 4 on Dimensions of data quality (17)
  - #3\_ " Dimension of Data Quality".  
Topics provides guidelines, quite useful for better understanding the importance towards improvements on metadata and quality reports.
  - I liked mostly the section on Dimensions of Data quality as it brought to the fore issues that we grapple with on a daily basis, especially on how we strike a balance on these dimensions as they are all important.
  - Dimensions of data quality. Because the data quality is very crucial in the compilation of IMTS, and this section not only clarify the significance of the data quality but also give us an example to illustrate it.
- Chapter 5 on Quality reports (9)
  - Quality reports, because this section explains very well how we can produce a quality report, it gave us its objectives and steps to produce it.
  - All sections are important here, but my attention was mostly drawn to quality reports. Namibia have not compiled a quality report on IMTS before, but we anticipate to have one in this financial year starting with the producer report. Hence, this section has provided me with guidelines on how to compile a quality report. Namibia already have a quality assessment framework for the entire institution (NSA) but there has not been any quality report for any set of statistics produced.
- Chapter 6 on Quality indicators (8)
  - The section 6 of module is one most interest. Since it contains the most important in terms of quality measure and indicators.
  - Quality indicators. I think the suggested indicators are practical and easy to measure and the examples provided were very useful.
- Interactive presentations/videos (8)

- I like the most the M 4 interactive presentation because the presentation allowed me to well understand what was explained in the participants manual.
- The video. Although the manual is relatively short, there are many knowledge points. I am a bit confused, but the video helped me sort out the knowledge framework, very good.
- videos. very clear and helpful for us to catch the key points.
- Evaluation (4)
  - Evaluation It taught me what should be known by me
  - Evaluation Through the questions i can check myself if i have really comprehend the information of this module.
- Chapter 3 on Systematic approach to data quality (2)
- Manual (1)
  - Pdf , because i can understand to learn
- Forum (1)
- Chapter 2 on IMTS 2010 Recommendations (1)

#### 4.4 Which section of the module did you like least? Why?

- None 83)
- Chapter 7 on Bilateral trade asymmetries (4)
  - The one on Bilateral as-symmetries because it got a bit too wordy
  - The BILATERAL TRADE ASYMMETRIES topic was new to me which resulted in me reading it three times or more to fully understand the concept which I did eventually
  - Section on Bilateral trade asymmetries. It is not practically not listed more examples and however this comparability is mostly pushed by the high management.
- Chapter 8 on Metadata (4)
  - Metadata. I request more additional informal.
  - Metadata. It is a little bit difficult.
- Interactive presentations/videos (4)
  - The presentation slides show too many text
  - Interactive Presentation. Because the Video format is not supported.
- Chapter 2 on IMTS 2010 Recommendations (3)
  - The section 2, i.e., IMTS 2010 new recommendations is least liked by me. As there are eight new recommendations and one new encouragement defined only .
  - IMTS 2010 RECOMMENDATIONS This section have topics that were discussed in past presentations.
- Chapter 5 on Quality reports (3)
  - Quality Reports. The module could have included more examples and case studies for developing countries.
  - Quality reportes. Although the information provided was very useful, this topic was the least related directly to my responsibilities.
- Participants Manual (2)
  - Generally I would say that the content could have been reduced (pdf).
- Chapter 6 on Quality indicators (2)
  - Quality indicators because it needs more details
- Chapter 3 on Systematic approach to data quality (1)
  - Systematic Approach to Data Quality There is too much theoretical things.
- Chapter 4 on Dimensions of data quality (1)
  - dimensions of data quality, becuae the explanation of the dimentions is very short.

#### 4.5 How could the module be delivered more effectively?

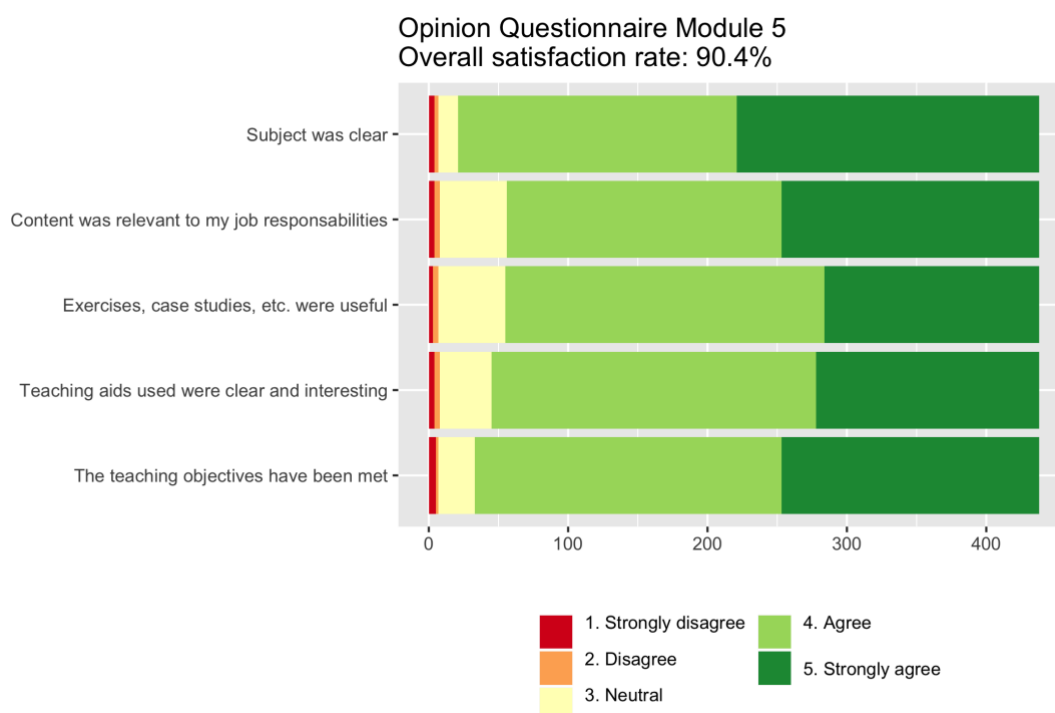
- No recommendations (44)
- More examples/case studies (29)

- It could be more effective if some examples of Metadata from a few chosen countries were added.
- more examples about bilateral asymmetries would have been interesting, as a more detailed result of such exercises.
- More illustrative examples on some difficult concepts could be given in the presentation slides e.g. examples on reference metadata and structural metadata, I don't know the difference between them.
- It would have been great if some more examples on reconciliation studies could be added...
- This section covers full theoretical information. It should provide more simple example in the presentation.
- It is suggested to increase the reference of more country specific examples .Also the inclusion of some numerical examples with exercises may certainly be beneficial to us.
- It would be good if the interactive presentation showed some specific examples of e.g. metadata tables and some quality indicators
- I would have liked the presence of more real examples for each concept explanation to see how it is applied.
- It will be useful to include case studies as an illustrative way of learning the concepts.
- The module could have used more case studies, and relation to current developments in international trade e.g. Customs Unions, Regional Integration, and continental free trade agreements.
- Add more example and case history to complex topics like types of metadata
- To provide a sample of quality report
- This module has only two examples, I think it should be better to have more examples.
- The module is heavily theoretical, some sections can be discussed with reference to some standard example
- By providing real life examples of how countries put in practice IMTS recommendations regarding this topic.
- The section needs to improve the explanation of quality indicators (qualitative and quantitative) with examples.
- Content specific recommendations (6)
  - Well, e-learning must be viewed as an introduction to a face to face interaction. In order to deliver this module effectively, a class type environment must be created and a specific outcome need to be spelled out clearly i.e. to develop a sample quality report that can be used as a guide to member states anticipating to compile country specific quality reports.
  - i think there are too much difference between video and PDF , include the order of sections and content , meanwhile the teacher mentioned some knowledge exclude of book
  - Shortly the module help to learn new things which are useful not only to my job but more knowledge for IMTS. However, the questions of the test was very complex some how required well understanding the module manual, which is fine to the participants to be concentrated for the module manual .
  - Show real indicators for quality
  - I suggest a pre-module test at each module, as we are supposed to have some knowledge but we do not know how much.
  - These are my views' 1. A more practical training on designing quality frameworks and reports. 2. A practical on hands to skill of metadata development especially structural metadata 3. UN together with member countries Need to organize atleast yearly REGIONAL or international workshops to encourage comparability of data
- Videos/presentation should be improved (5)
  - I guess the instructor could provide more in-depth info during the presentation, reading less (or zero) of the content already shown on the screen. The user can always pause the video and take notes.
  - Training videos may be improved with the inclusion of more examples, graphs, charts etc.

- more visualized tools, such as, diagrams, photos or tables can be added to enhance the understanding of readers.
  - Break down longer slides into less than 5 min time frames and 1 or two more practice quizzes
- Should be shortened or split in two parts/add a summary (5)
  - If there is a short version of this lesson such as power point slide, it would be more appreciated because participants will know what is the more crucial to pay attention to.
- More interactive presentations/videos (4)
- Face-to-face workshops (2)
  - by teaching the course interactively (face-to-face)
- Should be delivered through email (2)
  - As I said earlier this method is good for you, but you can send the videos via e-mail or open a live broadcast for an hour
- Provide additional readings (1)
  - Give more links to related content
- More quiz/practice questions (1)
- Manual should be improved (1)
  - In the users manual the graphs and pictures are quite blurry. If possible redo them to be more readable.

## Module 5 – Dissemination and analysis

### 5.1 Opinion Questionnaire



### 5.2 Overall opinions of the module (content, instructors, manual, exercises, tests, power points, etc.)

- Good/very good/excellent (56)
  - Content was excellent and instructor proved his skills in big way, explained very well.....while instructing us. Power points are attractive and lighter than the subject matter. Hence, it's efficient way. Most important is the Energy saving approach
- Easy to understand/clear/well organized/ well-presented (32)
  - The unit has generally good and clear content, especially files, videos, and teachers explaining in a clear and simple way
- Useful/insightful/informative/interesting/helpful (32)
  - This module was very relevant to my work in trade data analysis, as many of the considerations concerning dissemination, revision, analysis are parallel to my work.
  - Very informative. I was able to have a better understanding of the importance of data publishing
  - This module 5 is very interesting because it allows us to understand how to manage information about trade, its dissemination and define the information needs for each target group.
- Comprehensive comments/recommendations (6)
  - The model was very insightful. i gathered a lot on the recent innovative methods that are being avocated for when it comes to data dissemination to the users.I mostly liked the issues pertaining to data dissemination timetable and the communication strategy. With regards to data dissemination timetable i have learned that it is very important to collaborate closely with the Customs division so that we lay down our rules of engagement clearly. This will ensure such that once we put down the timetable, we know that we have support of customs Authority in ensuring that data is transmitted to us the compilers in time. And indeed the will have to ensure that as a prerequisite, the MOU is in place to guide us. Again, i learned that social media can be a powerful tool to disseminate trade statistics. However as the first step, it is important to have a by in from other departments that will support the process and most importantly the Management of the Bank.

- The length of the last video was longer than stated in the beginning.
- everything is on average is good. more visuals. it would be great if you could include the option of increasing the speed of the video
- The module covered enough ground and provoked a lot of thinking in terms of the current country (Namibia) practice. The instructor is clear and well vested with the subject. The manual is concise and provide as much information as possible, the power points are also well presented. However, the exercises and tests are too basic for this level.
- there are some difference between the PDF and PPT, such as there is no clearly information about the electronic database in the PDF.
- The content is substantial, the instructor explains clearly, the structure of the manual is proper, the number of exercises is appropriate, the difficulty of the test is appropriate, and the structure of the PPT is reasonable.
- Teaching method should be improved (3)
  - Teaching method was quite boring.
  - The lecture could be improved in terms of method of conveying the message to the students.
  - I think as in previous modules, generally the presenting is a bit monotone plus far too much text on the slides. I wonder if perhaps a few examples and less text but more visualisation, a bit more enthusiastic presenting instead of lots of reading out might make it more enjoyable for users to participate.
- Would like more examples (3)
  - I would have liked to have examples on efficient data dissemination tools and how to access different release calendars.
- Challenging (2)
- Would like more exercises (1)
- Learn a lot/new things (1)
- Technical issues (1)
  - Very clear content. Had an issue with question 6 of the test. In the case of passive confidentiality, with whom lies the responsibility of suppressing data? Select one: a. Institution responsible for statistics b. International organisations c. Provider of statistical information d. Main users of statistics Feedback The correct answer is: Provider of statistical information I chose (a) because the provider does provide the information. It is upon his request and the agreement of the NSO that the NSO suppresses the data. So for me, the NSO is the ONLY suppressor of data.

### 5.3 Which section of the module did you like most? Why?

- All the sections/no particular section (47)
- Chapter 7 on Data analysis (29)
  - I like section 7. DATA ANALYSIS most, especially about the statistical story. I do analysis data in my routine work, and this part is resonate with me. Sometimes I really feel bored with so much analyses which are nothing to do with newsworthy. They are “description of data”, as the module put it. The advice will be helpful in my future work.
  - Data analysis. Real life examples were provided in the presentation, which helped understand better the topic.
  - Data analysis because it gave me some ideas to propose to my superiors in order to connect with other type of public
  - data dissemination and analysis. i learnt new concepts and many good practices related to data dissemination and analysis
  - Section 7 of the module which deals with data analysis. Though the readings are not too detail but it captures what different countries have been doing in analysing International Merchandise Trade Statistics and its importance to its users through out their respective countries
  - Data analysis was my favorite, it empowered me with additional information e.g. data visualization, telling a story behind numbers. Telling a story by pictures and graphs as well as

other sophisticated means but bearing in mind that statistics and mass media are inseparable.

- The chapter on data analysis liked most. This section is very nicely presented. The subsection of linking business & trade statistics, need for trade statistics for partner countries, partner & value indices, what is statistical story, checklist for developing good data visualisation and checklist for designing a good map etc. are elaborated in a very effective manner.
- Chapter 6 on Data dissemination (20)
  - Data dissemination strategy, it provided clear guidelines on dissemination timetable and communication strategies for NSOs.
- Chapter 3 on Confidentiality (6)
  - The section 'Confidentiality' because it was totally new to me and find it quite interesting.
- Interactive presentations/videos (5)
  - The entire module was very good and effective. Specially the presentation of the Instructor sir is excellent.
  - Videos are very helpful and up to the point.
  - videos oral explanation adds good information and knowledge.
- Evaluation (5)
  - Evaluation, the questions are practical. It's a good way to check if you have really comprehend this module.
  - tests are my favourite, because I learn my mistakes and also to know more about my weakness so that in the next time I can improve from it.
- Chapter 5 on Revision Policy (4)
  - I liked all the modules but mostly the Revision policy because it highlights when this should be done by the NSO.
  - I found the section on revision policies more interesting as it is related to the quality of the figures
- Participants Manual (2)
- Forum (2)
  - Forum. A good platform for us to communicate with each other.
- Chapter 4 on Data dissemination timetable (1)

#### 5.4 Which section of the module did you like least? Why?

- None (75)
- Interactive presentations/videos (5)
  - The section that I like least is the interactive questions because in my opinion one of the questions was misleading.
  - too monotone, too much text on slides
  - It bothered me a little to download videos because of the slow internet, and some of them found it difficult to open it
  - Interactive Presentation. Because the Video format is not supported.
- Chapter 7 on Data analysis (5)
  - Data analysis. There are more information. In sometimes, I think that in some parts of text was repeated
  - Data analysis. It is a bit difficult.
  - Data analysis. More clarity on methods required
  - Data analysis, because I was hoping to find tools and techniques to do it, I also thought about finding some important research on merchandise trade.
- Chapter 6 on Data dissemination (2)
- Chapter 2 on IMTS 2010 recommendations (2)
  - The chapter 2 where only 2 new recommendations, 2 updated recommendations, 1 new encouragement, 1 unchanged recommendation are defined only.
  - IMTS Recommendation.....too much text

- Participants Manual (2)
  - ePub no use for me
  - pdf , because i can easy to understand
- Chapter 3 on Confidentiality (1)
  - The part of the module i like least is the Confidentiality between Active and Passive. Why, there is a margin need to be confidentialized in giving details of information particular at company level. It sounds like " if less than 3, needs to be confidentialized" .
- Chapter 4 on Data dissemination timetable (1)
  - Data dissemination timetable. I think this topic should have been treated as a subheading of the topic "Data dissemination", instead of a whole different topic for the module.
- Evaluation (1)
  - This evaluation. It's meaningless

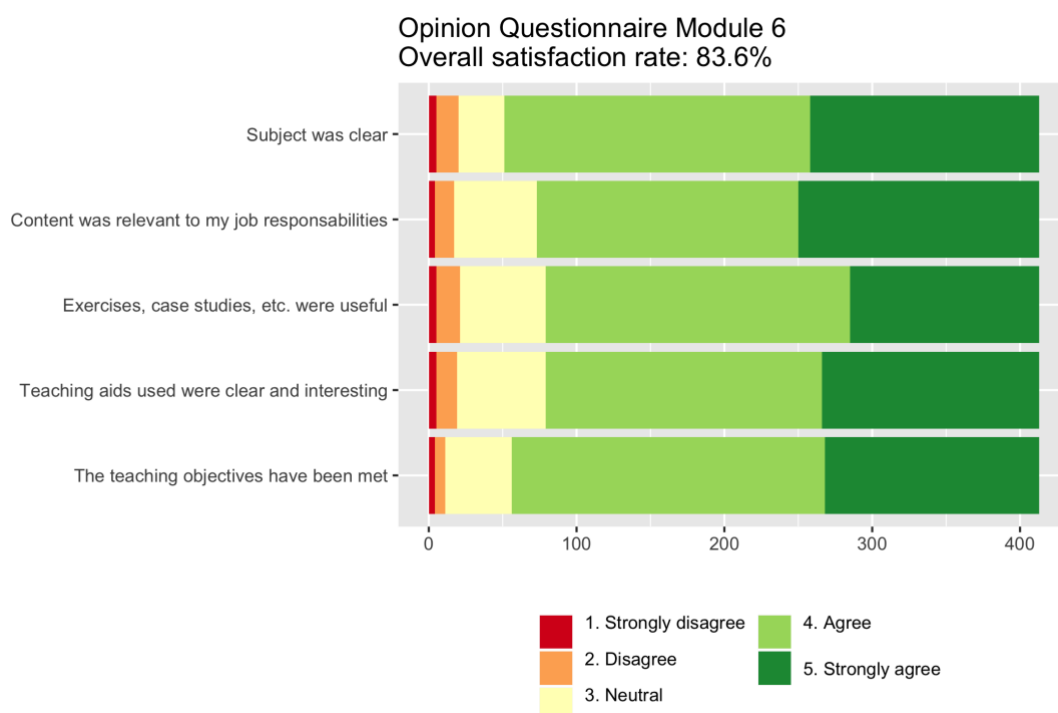
### 5.5 How could the module be delivered more effectively?

- No recommendations (52)
- More examples/case studies/images/flow charts/graphs (20)
  - It could have been more interesting if more real life examples were included.
  - For the section on visual representations, there could have been examples of press releases, graphs , charts etc
  - It is suggested to incorporate some numerical example with some exercises for better understanding of the same.
  - using more meta data and visual examples for publicity campaigns
  - To show some good stories for examples about the statistics.
  - It can be better by providing some examples in the section 6&7, such as some pictures or maps.
- Interactive presentations/videos should be improved (10)
  - Modernise the presentation according to 2020 standards (less text, few nice colours, more visualisation, less reading out but more free talking, more interactive bits) As the topic is already not the most entertaining on the planet, at least a little bit of enthusiasm could do the trick to capture the participants' attention more easily.
  - everything is on average is good. more visuals. it would be great if you could include the option of increasing the speed of the video
  - Its important add subtitles on the videos, sometimes I don't understand the professor.
  - Keep the video less than 20 minutes.
  - Make presentations interesting.
  - More engagement by the lecturer,
  - Power point of few topics may be shortened and made more interesting
- Content specific recommendations (10)
  - Rules of Origin should have been discussed more.
  - This time all sections were equally productive. Even IMTS 2010 recommendations, which I felt that it could've been diluted in other sections of previous module, provided very useful insights regarding methods of data dissemination.
  - Some this activities like DATA DISSEMINATION, statistical story and Visualization of statistics need to organize a country workshop together with the journalists and facilitated by UN trade expert.
  - formulate the descriptive sentence into numbered identified points
  - Emphasis of specific applications of the section to ITMS.
  - better explanation of active and passive confidentiality
  - Elaborate some of the topics e.i Rules of Origin, Linking of Business and trade statistics some examples on how other countries address this will help.

- For this module to be more effective, the questions created should correspond with the notes in the manual. Eg The question on Passive confidentiality. The manual stated that the statistical Authority suppresses the data. The teaching should be clearer and unambiguous.
- Be more effective and reduce use of words and content to explain a topic. Dense module.
- regarding good practices, it will be useful to obtain more details on how they are applied, rather than general explanations, which are also interesting but let you wanting a bit more
- More quiz/practice questions (3)
  - By introducing the interactive quizzes at different points of the presentation, not just at the end. That way, we can practice and new acquired knowledge right away.
  - Much more exercises
- Face-to-face workshops (2)
  - Face to face interaction remains the best way of delivering such modules as we have a chance to learn from other member states. E-learning requires people to read and write but most people are conservative when it comes to sharing ideas by writing.
- Manual should be improved (1)
  - there are some differences between the PDF and PPT, such as there is no clear information about the electronic database in the PDF.
- Increase difficulty of the evaluation (1)
  - Maybe increase the difficulty of the test. The difficulty of the test part of the first module is higher than that of the following modules. The question types include calculation questions, multiple-choice questions and single choice questions, which left a deep impression on me.

## Module 6 – New Areas of Work and Analytical Topics

### 6.1 Opinion Questionnaire



### 6.2 Overall opinions of the module (content, instructors, manual, exercises, tests, power points, etc.)

- Good/very good/excellent (40)
- Useful/insightful/informative/interesting/helpful (22)
- Easy to understand/clear/well organized/well-presented (21)
- Comprehensive comments/recommendations (11)
  - This module talking about New areas of work and analytical topics was interesting especially on linking trade and business enterprise characteristics. However, the explanations needed a practical backup especially on use of data from the two sources.
  - It contain very important note like how to adjust seasonal data.
  - The content is very substantial, and introduces many aspects that can further improved. The instructor explains clearly. The manual is clear. There is no exercise in the PPT. The test design is better than the last module, and the PPT is also very good.
  - A fitting end to a concise training programme. As a non-statistics user I find that the material was put together in such a way that I understand the topics being discussed.
  - All sessions were interesting and extremely relevant to understand the purposes of having a business register connected and/or integrated with the business register.
  - Very interesting module. A more in-depth view of data processing regarding the link of customs data with businesses data is a topic which I do not often have the chance to look into. The topic on methods on how to deal with seasonal variations was great knowledge as well.
  - I was a little unfamiliar with the concept of linking trade and business statistics, but I look forward to exploring if I can glean relevant added-value information from this field myself (being outside any national system myself, but analyzing trade statistics in nuclear-relevant commodities on a daily basis).
  - The overall module was clear and informative, the content was comprehensive but the duration was not sufficient to digest all concepts. The instructor was clear, and provided as much e.g. as possible. Am recommending him in case there will be any face-face interactions. The manual is well prepared and easy to read and follow. The power points are also

exceptional. However, the exercises and tests need improvement in the structure i.e. combination of structured and multiple choice kind of questions and should be more than just 10 questions. If there will be a face to face on this subject I recommend tests to be written every morning for the previous day's lesson before assumption of the current day's lesson. This will ensure that participants pay more attention and read materials after class.

- The basic need of Seasonal Adjustments was not clear to me.
- I would like UNCTAD to train statisticians working on foreign trade on the practical tools for calculating foreign trade price indices and on seasonal adjustment.
- I think this module would have been enriched by presenting more analytical examples on indices and seasonally adjusted data.
- Best module of all/most useful module/most interesting module (7)
- Challenging/hardest module (7)
  - The module is quite challenging compared to other modules, yet interesting
  - I don't think there is much problem in understanding this chapter, but the topic is too difficult for me.
  - The Module was not very interesting and the content was a little difficult to understand.
  - I think this module is kind of hard for me .seriously!~
  - the hardest module of all
  - I think this module is most difficult for me because the statistics is not my major work. But because of the same reason, I learned a lot. But I think the manual can contain some clear classification of different trade indices.
  - The section on New Areas of Work and Analytical Topics was the hardest to grasp due to the use of technical terms that I have no knowledge or understanding of.
- Learn a lot/new things (6)
- Module is too long (4)
- Would like more exercises (4)
- Would like more examples (4)
  - The module was very interesting but I would have loved if practical examples were included to demonstrate how we come up with price/volume indices or how we apply seasonal adjustment. Unless these examples are contained in the compilers manual.
  - It was good but needed more practical cases of seasonal adjustment and trade indices calculation
  - I would introduce more real life examples. Also examples from developing countries, not only Brazil, if any. Real examples of challenges countries face.
  - seasonally adjustment methods are not explained in detail. especially there is lack of examples.
- Interactive presentations/videos are good (3)
  - Content, manual, exercises, tests and power points are very resourceful. instructors have high technical standards.
  - The content of the module is very good. The presentation made by the instructor was excellent. The power point presentation , tests, etc is also very good.
  - it is good that the video presents clearly about the IMTS and Business Statistic in separate blocks. And also the explanation of instructor is clear for each topic.
- Interactive presentations/videos should be improved (3)
  - Teaching aids needed improvements, which was quite boring and least interesting.
  - In general I think the pronunciation and tone of the instructor should be better. It is clear that the instructor reads, the explanation does not seem natural, interested
  - In my opinion, the subject matter and concepts were not explained clearly. For example, how seasonal adjustments are actually done, what are direct and indirect seasonal adjustments or current and concurrent adjustments. It was also not clear how the trade indices were calculated. Examples would help a lot. Also, for the entire course, the presentations were not very interactive. The presenter was only reading the slides most of the time without adding

any explanations or examples to make them clear. Some improvements could be made in this regard.

- Manual could be improved (2)
  - Some lines at the bottom of the PDF manual were omitted.
  - I somehow believe manual should elaborate more on the content of the subject.
- Not interesting (1)
- Evaluation is too hard (1)

### 6.3 Which section of the module did you like most? Why?

- Chapter 4 on Trade indices (21)
  - The part of module6 I like most is Section #3 \_ “Trade Indices”. I find it very useful because topics are well structured and straight forward to the key points. It provides overall insights that can be applied in relation with my current assigned task.
  - Trade indices as it aided in a better understanding of the difference between price indices and unit value indices
  - All sections of the module were exceptional in my opinion but trade indices and linking trade statistics to business attracted my attention. Namibia has been trying to compile trade indices for some time now but to no avail due to lack of expertise in this area, but at least i was able to grasp concepts and have an idea of which index can be done with the data that i already have and the possibility of conducting a survey for the other index. Linking trade statistics to business is also vital and it comes at the good time when Namibia for the first time is in the process of compiling a National business register, so it is important for me to introduce this topic in order for the business register to be conform to the requirement that will allow the linkage between trade statistics and the register.
  - The trade indices was the most interesting for me as this is still a challenge in our country. Although no practical examples on the derivation was provided, I am happy that i got tips on the basic requirements for calculating this indices. My assignment now will be to find step by step guide on how to calculate the indices.
  - Trade indices because it helps to understand the concept of statistical data.
- Chapter 5 on Seasonal Adjustments (21)
  - For me the most interesting topic was 4 where the need to make seasonal adjustments to the data was addressed, considering the different tools used to make the adjustments that I never had knowledge of the existence of them.
  - Seasonal Adjustments as it provides forecasts which can be used to model future trends in economic activity.
  - The “seasonal adjustments” part helped me a lot, thank you very much.
  - The section of seasonal adjustment liked by me most. Specially the components of time series ,seasonal component,tools for seasonal adjustment,preliminary treatment of data prior to seasonal adjustments,direct and indirect types of seasonal adjustment, differences between current and concurrent adjustment,quality of seasonal adjustments etc. are explained in an excellent manner.
  - Seasonal Adjustments. to see the process of estimating and removing seasonal or calendar influences from a time series in order to achieve a better knowledge of the underlying behaviour.
  - Seasonal adjustments because it was well articulated and useful in production of statistics
- All the sections/no particular section (19)
- Chapter 3 on Linking business and trade statistics (17)
  - Link of business and company statistics. It allows to have broader information on specific commercial transactions
  - Linking Trade & Business Statistics. Because it: . Responds to new user needs to know the impact of trade on employment, production and value-added. . Creates a better understanding of some specific trade flows in order to respond to needs of other statistics. . Improves data quality

- The importance's of the linkage of customs with business data because it provides a more wide horizon of the utility of trade statistics.
- Participants Manual (3)
  - This time i enjoy the manual, all the examples was very usefull.
  - I really enjoyed case studies in the manual and the extra info on the availability of data of each country mentioned.
- Evaluation (3)
  - The test module. The mistakes made in the test reminded me to review and understand the corresponding parts of the manual.
  - Evaluation Examination is a good way of self-testing, it can motivate me to study knowledge seriously.
  - Evaluation It told me the real answer to the question about direct seasonal adjustment
- Interactive presentations/videos (2)
- Forum (1)
- Chapter 2 on IMTS 2010 recommendations (1)

#### 6.4 Which section of the module did you like least? Why?

- None (65)
- Chapter 5 on Seasonal Adjustments (9)
  - Seasonal adjustments. It is difficult . This module costs me a lot of time to understand.
  - Seasonal Adjustments. It didn't not have clear examples, I did not fully comprehend the subject.
  - Seasonality, since I work with seasonal products, its not clear to me that doing away with seasonality will unmask relevant information on the data, though I understand carefull considerations would have to be made if we are considering comparing a counterseasonal countries on a given month.
  - The section on seasonal adjustments was a bit confusing, it does not mean it was the least liked section but more work need to be done on it so that it does not leave participants confused. It is required because we all do adjustments but we need to understand and be able to link the adjustments we do to statistics e.g. the use of TRAMO-Seats, X-12-ARIMA and so on.
- Chapter 3 on Linking business and trade statistics (6)
  - I found it difficult to remain focussed on Part 3 -Linking business & trade statistics, of the module.
  - the examples are too difficult to understand link trade and business statistics.
  - Linking business and trade statistics. I am not familiar with the methodology despite a good introduction in the module.
  - linking business and trade statistics, the explanation of benefits is short
- Chapter 4 on Trade indices (3)
  - Trade Indices because I did not get a good understanding of the topic
  - The section on Trade Indices requires more examples on how other countries detect errors and their imputation procedures.
- Interactive presentations/videos (2)
  - The Powerpiont section. Because the quit part is empty.It is just the same as the video downloaded.
  - Interactive Presentation. Because the Video format is not supported.
- Chapter 2 on IMTS 2010 recommendations (1)
  - The section 2 is liked by me least. Here only one new encouragement, one unchanged recommendation and one updated encouragement are only defined.
- Participants Manual (1)
  - Manual It seems something is wrong in the 1st paragraph of page 19

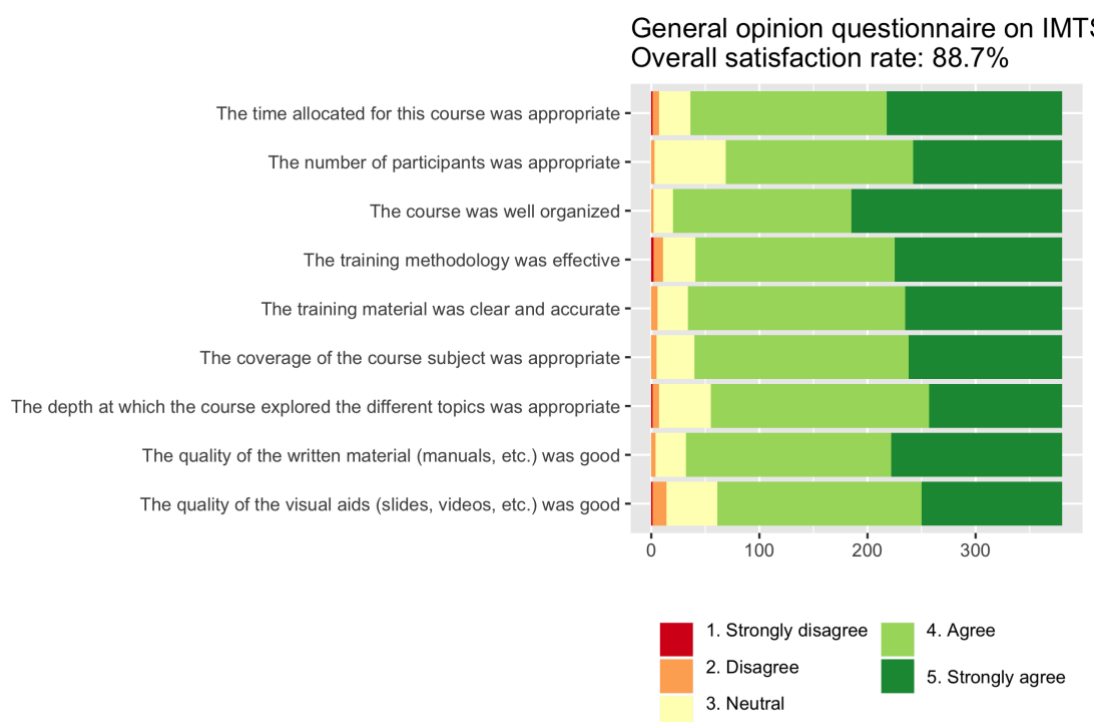
## 6.5 How could the module be delivered more effectively?

- No recommendations (40)
- More examples (16)
  - more examples and explanation on seasonal adjustment of time series.
  - Seasonal adjustments: maybe some practical examples how seasonal adjusted data and raw data look like would be helpful
  - How Seasonal adjustment in practice is done could be added with some more examples ?
  - Showing examples of the analytical usefulness of trade indices.
- More quiz/practice questions (8)
  - Some exercises on seasonal adjusting data.
  - Needs practices ejercicios for Indices and seasonises
  - Much more exercises
  - Maybe including practical exercises using the tools, if they are open to the public
- Interactive presentations/videos should be improved (7)
  - For module 6, I sincerely think the manual was more helpful, and videos should've been handled better. As the two main topics (Trade Indices and Seasonal Adjustments) are very detailed, presentations should've been dynamic and delivered with more enthusiasm to help the audience focus. Moreover, the usual slides presentation did not have even one question for me to practice.
  - Increase the speed of the video
  - Video tutorials may be more elaborative.
  - In my opinion, the best video explanation of all the module. As general comments, less slide reading and more natural comments by the teacher.
  - I only have a general comment that in future, the presentations should focus on emphasising important aspects of the content rather reading what is already provided in the PDF file. Now this reading of the notes were even complicated by the fact that the instructor presenting was not very fluent in English. In certain instances he would read the words wrongly. For instance under "Trade-off between frequency and Accuracy" he wrongly read "predefined" as "preferred".
  - Uses of the same delivery methods and better explanation of the topics by the person who is doing the interactive video
- Content specific recommendations (4)
  - This module needs to be more of hands to skill training rather theory.
  - Explaining how to use ARIMA-12-X and SEATS-T software.
  - Limits of linking trade data and business data in terms of problems in getting business data properly may be explained with more focus. Few more chapters like problems being faced by different countries in incorporating IMTS 2010 recommendations may be included in the module.
  - The could be more better if the Laspeyers and Paasche indices are defined numerically and how to form indices numerically with some given exercises.
- Divided into two modules/give more time (3)
- Manual should be improved (3)
  - Increased use of bullets would make the manual easier to read with understanding.
  - In the future the module could be very effective if the manual is done clearer and error free and more detailed explanations are given in the lecturer's videos.
  - I think the manual can contains some clear classification of different trade indices by using some tables.
- More visuals (2)
  - The use of more graphics.
- Face-to-face workshops (2)

- The most effective way to deliver this module is on a face to face basis. There are more advantages in this as all participants congregate in the same place doing the same thing at the same time. Complex modules are better understood in groups.

## General Opinion Questionnaire on IMTS

### 7.1 Opinion Questionnaire



### 7.2 Comments regarding the course content and/or organization

- Good/very good/excellent (39)
  - Overall it was an excellent course. I have learnt so many new areas as it relates to my job. Thanks to UNCTAD and everyone else who made this course possible and successful. I trust that with the feedbacks given, the future courses will be even more improved and successful than this one.
  - The course content is rich and reasonably arranged, which benefits me a lot. In general, the content of module 2-5 is relatively simple, module 1 has the largest internal capacity, and module 6 has the greatest expansibility. Module 1 and module 6 have many test categories, and I feel that they have a large space for thinking, which leaves the deepest impression on me. I am very grateful to the team members for their hard work. They will patiently answer any questions in the forum and send regular emails to remind us of the progress of the course.
- Useful/insightful/informative/interesting/helpful (33)
  - Course provided participants with the basics of the importance of data... collection and analysis. From a Customs point of view, I would say that this course has brought forward the importance of valuation and proper declaration of goods not from a revenue point of view but also the impact it can have on statistics, nationally and internationally.
  - For me it was meaningful as I work in the National Accounts Department of Statistics Mauritius and currently uses trade data in compiling value added for Wholesale and retail trade Statistics
  - Generally, it is a great course that introduces a lot of new concepts for those who are not directly involved in Customs. As someone who is not directly involved in the IMTS compilation, this course gives an incredible insight into the depth of work that is required. As a regular user of COMTRADE, this course allows me to appreciate the amount and detail of work that is required to provide data that is in the public domain.

- The course was very useful to me and the Central Bank of Costa Rica. We are in the processes of developing a new system for IMTS so in that sense the topics were very important to us.
- Easy to understand/clear/well organized/well-presented (20)
  - The course content was well developed and well organized. As someone new to trade data, I would suggest that the first module, which had more of a hands-on, technical content was a little more fleshed out or broken down. Otherwise, all the other modules were very well paced.
- Improve manuals, videos and slides (13)
  - Can your pdf manual with larger word size? I am not young enough to read it in paper.
  - Content and themes were great. The course could've improved by having video presentations that add to the manual instead of just summarizing it (and for some sections be almost the same thing). Interactive presentations could've used more questions for the audience to practice.
  - everything is on average is good. more visuals. it would be great if you could include the option of increasing the speed of the video
  - Generally, the pdf's were very dense and not very reader friendly. I highly appreciated having video aids and would encourage the teacher to make natural comments instead of reading slides.
  - Great! Some pictures in the manuals were a little too blurry
  - I didn't find the videos to be very useful. They seem to regurgitate the text, which was much more comprehensive thus rendering the videos a bit pointless.
  - If possible, the videos and slides could be more friendly, meaning more examples.
  - In some of the videos, there is too much background noise (like office noises, people walking)
  - Most participants rely heavily on the presentation videos to grasp important concepts of IMTS, yet the videos like reading all points on presentation powerpoints with few good elaborations and examples. but overall it is great job to enable participants learn a lot for IMTS knowledge and application to our national practice of handling trade data and compiling statistics. Thank you so much!
  - Thanks for letting me participate. It was very interesting, only point I would suggest to improve is a more enthusiastic approach and more modern presentation with less text on the slides, not reading out, a bit less monotone speaking etc.
  - The course should have designed in more attractive and dynamic ways.
  - The videos were very helpful, but I prefer shorter chapters within each module (the ones that were 1 - 4 minutes long and not the ones that were 11-14 minutes long, and more interactive questions within the interactive presentation. The few questions that were there have been very helpful.
  - Too many words in the visual aids. It was fine but it's an opportunity to improve.
- Other (10)
  - 1. Add tests because not all modules are covered equally. 2. Establish a grading structure before the course begins. 3. Add the country of participants residence in the nickname. I think this will allow you to learn more about each country.
  - As there are new topics explored the revised IMTS Compiler's Manual release is a must for guiding compilers and integrating IMTS with business
  - In my opinion the scope of the course is huge, given the time we had to complete it. Mainly because we had to combine it with our daily professional and personal activities. So, I believe it was difficult to exploit all the material, have questions, ask for feedback, and participate in forums during the time of the course (especially on these difficult and pandemic times). Nonetheless I learnt and apprehend so much information about trade IMTS. Thank you very much to all the people involved on the design and creation of this course.
  - It would be nice to do a detailed training on compilation of trade indices.
  - The course content was fine and understandable for both beginners in trade statistics and those of which are intermediate and advance dealing with trade statistics especially in their

work related careers and even those of which the course is relevant to the jobs they are doing. The organisation of the course was well organised for learners to participate and understand more about trades statistics and the change from BOP to IMTS2010 which most countries are adopting the recommendations at the moment when analysing trades statistics data obtain from customs. On overall, personally, I really like the course and how it is delivered and would like to thank the responsible organisations who have made their efforts on organising us the participants to undertake the 6 weeks IMTS. It is great pleasure to learn more about trades statistics and how we can adapt to our working environment on analysing and compiling statistical data.

- The course content was well covered but needs a face to face approach in order to take care of many slumps associated with e-learning.
- the course was very good, clear, interesting, the material was good, the topics very interesting and appropriate, very useful, i like too much, but very short time, there are contents that need more explanation and examples
- unsatisfactory course date - possibility to consider changing the date in the future
- More examples/exercises (6)
  - I would like to suggest including more excercises that show how to calculate and estimate IMTS in real-life practice, for example on adjusting data seasonally, going from FOB (and other INCOTERMS) to CIF, how to calculate the indices recommended, etc.
  - The content of the course was good, I think it would have been useful it there was more graphical examples and pictures.
  - The topics are well presented in general and some requires more examples for the participants to understand and adopt in their own country.
  - Very clear content. More example of the real practices would be great
- No comment (3)
- Thank you (3)
  - I am very much thankful to your concern for selecting me . i am pursuing my PhD in Border Trade and this course will help me in Data collection. I will always stay in touch with the coordination so that i can do such kind of course in future. In this pandemic of COVID 19 i have learned a lot about IMTS. Lastly thank you Paul sir for so soft delibation. Regards Rishi Bhargav Das
- Another language requests (2)
  - I would like the course to be organized in French in order to allow French-speaking countries to benefit from it
  - Organiser une session de formation en Français, la langue ayant été une barrière. Tenir compte des connexions internet aléatoires de nos pays.
- Review quiz questions (2)
  - I have noticed that the contents of each modules are not exceed 23 pages which is good and really well organised. However, a few questions in the quiz are confusing and unsure if some are questioned from previous module as well.
  - Module 1 and its quiz was a bit hard since for the novel participant in the area of statistics The questions on this module should be at the end of the course instead

### 7.3 Other suggestions / recommendations

- Improve manuals, videos and slides (21)
  - Can't watch the PPT and videos.
  - everything is on average is good. more visuals. it would be great if you could include the option of increasing the speed of the video
  - For the Interactive Presentation, i've tried many browsers, but it seems that the Video format is not supported. Hopefully this will be improved.
  - From my point of view, I feel that the content of Powerpoint can be adjusted to distinguish it from video. Powerpoint can be used to explain the framework of knowledge and the case in the manual. In terms of the score section, the forum activity should account for 10% of the

final score, because it seems that the forum activity in the first class is the highest, and then gradually decreases. It's also good to do some animation if possible. At the end, thanks for the course!

- I hope to update the content slots –in the light of the changes, characteristics and new trends of international trade at this stage, so as to better apply them to practical work.
- I recommend that you take into consideration the feedback given by participants to assist you in correcting the minor errors for the future courses.
- I would like to suggest that the structure, content and language on the manuals be improved.
- Include a practice section, in special for indices and seasonals adjustment
- Increased use of bullets and illustrations would make the manual easier to read with understanding.
- It would have been great if interactive presentations could be more detailed with more practical examples of different countries.
- more video lesson
- Need to go in-depth with new topics, eg trade indices, data visualisation
- Pictures in the manuals can be clearer.
- Some concepts, such as the trade indices, is a little difficult for someone is not specialty in the IMTS. I think it can be more detailed explanation of this part.
- The comment, which i have already raised on the module 6 evaluation has to do with the presentation of the course, which i believe can be made more interesting if the instructor was free to provide more insights on the subject rather than just reading from the PDF manual provided.
- The first module was much more complicated than the other 5. Maybe there is a way to achieve more balance.
- The written material has pages with repetitive information, if that is changed then material would be shorter and easier to digest (to be able to study in less amount of time).
- None (19)
- More examples/exercises (12)
  - However, I would like to suggest that in the next courses could incorporate some excellent exercises. For example, in seasonal adjustment approaches, the X-12 Arima for most of us is familiar, but TRAMO-SEATS, personally, I have to investigate to understand how this approach works.
  - I would suggest to incorporate at least one or two practical exercises (without grade) before the test in order to incorporate concepts. Generally speaking, I enjoyed much of the course and learned a lot.
  - Include more analytical examples. There are a fair number of examples on how to compile statistics, but the last module lacked examples on how to analyze the information.
  - It would be good if they developed a second part of the course where they included practical exercises using sheets in EXCEL
- Organization (8)
  - Certain modules would be like futures more interesting to assimilate if they were taught face-to-face.
  - Face to Face session for those who complete the course satisfactorily.
  - I suggest a hands on skill workshop
  - Maybe to devote more time to data analysis looking for causes of existing data sets, flows directions, changes and structure.
  - organize face to fact training after covid19
  - Perhaps it could be clarified better that the course would deal with management of trade statistics rather than trade statistics itself. I thought that the course would deal with trade data analysis.
  - Unable to submit the test answers in advance.
- Thank you (7)

- Future editions/promotion/another training (7)
  - It is very interesting to develop our skill. And I recomed for the future, the organization(WTO) should prepare short term training to clarify how to update Eurotrace Domain in case of caming new case/atribute and to identify how each countries compile trade data.....e.t.c
  - newsletter for new free online courses
  - Please inform any future course in this wide area of international trade that I might be interested and eligible to apply :)
  - Promotion of more such courses
  - This course need to continue for future participants.
- Other (5)
  - 1. More exercises incorporated into the content in future courses for example like the IMF edx platform. 2. More courses, that cover more content 3. Current trends and studies in the field of trade statistics
  - 1. UNCTAD could organize all materials of this course in one book and share with all of us. 2. Create a platform of all data compilers and they will share experience and performing their works 3. Increase the online courses and with an accurate view, for instance the video classes.
  - more time allocated, more examples and exercises, subtitles
  - My suggestions here are as follows: a). The course must be offered twice a year to allow for as many participants as possible; b) A face to face follow up course must also be organised once a year to address more pressing issues; c) Summarized IMTS2010 recommendations and encouragements must be communicated to all NSOs for implementations, in case of any challenges e.g. trade indices, NSOs should be offered support; d) New areas need a lot of attention in order to be implemented successfully, but there are requirements that NSOs must conform to before embarking on these new areas; e) Focus persons/contacts must be established in order to communicate developments as far as IMTS is concerned; f) A calendar of IMTS activities must be developed to ensure that no one is left behind, sometimes emails are sent to CEOs and by the time they reach the intended recipient the due date has already lapsed.
  - Too bad it was in the middle of a pandemic, most of us are working remotely and that means that we are on call at all times. This makes it difficult to actively participate in the forums
- Review quiz questions (5)
  - I suggest reducing the number of units if possible and increasing the number of minutes to solve the tests because the internet is sometimes bad and separated
  - My biggest problem were the quizzes. I thought the questions were a bit confusing and would be difficult for someone with limited English. Also, I felt like some of the quiz content were from comments in the presentations. If the content was important, it should be in the course document too.
  - The first and last quiz were harder than I expected
  - The quizzes were essential in getting me to learn the material. However, I wish there were practice quizzes where I could of tested my knowledge with more questions without being penalized for it by receiving a lower grade.
  - What I suggest is to increase the quiz question which is desegregate in each section of module. And us we have seen in module 6, trade indices some countries there is issues so what I suggest is to help some of those countries in order to use the same method by giving the training and technical team to help them.
- Useful/insightful/informative/interesting/helpful (4)
  - No need to comment, It was the best use of lock down time in COVID period.
- Another language request (4)
  - Make the course available in French and also offer application exercises after each module
  - maybe the more languages, such as Russian, Portuguese, Japanese, Chinese,for the course the better.
  - Need the french version.

- Content (3)
  - deepen in the trade systems, adjusted seasonal, measurement of add value, this might to be topic from development of a course
  - I would like the training on the practical use of seasonal adjustment software like demetra to be organized online to allow statisticians of foreign trade statistics to correctly do the seasonal adjustment of their data series.
  - In the future, it might be good to add a section on outliers detection/correction and missing data estimation in a simple way to allow us learn those techniques as well.
- Technical (2)
  - The learning content of module 1 is slow to download and needs to be improved.
  - tray to make direct link to download all the material of this course and make a link to generate an international certificate and grade report

## Golden Book

### 8.1 Write a comment of your experience with the UNCTAD/TrainForTrade programme.

- It was my first UNCTAD/TFT online course and I liked it a lot! Even though the professor was only on video, one was really looking forward to seeing him again and learn lots of detailed hands-on stuff! Thank you!
- Thank you so much for offering this free course. I learned about the complexity of compiling and publishing trade data, and also how this can affect my work. As a researcher, I know that some of my assumptions in treating the data for my project was wrong and I will be able to correct them.
- My experience in the course has been useful to develop the conceptual vision and the methods used in the world for statistical analysis.
- In my opinion, the Module 1 is relative hard, on the contrary, the rest modules is quite easy. So, I advise that the structure of this course can make some adjustment: 1) Module 1 just illustrate the overall conceptual framework which contain less detail and split into two parts with the latter part emphasis the scope and the reconciliation between 2010 IMTS and BPM6. 2) and then combine Module 2 which have reduced some examples with Module 3 into a new part. Thank for the programme, and we will continue our studying about IMTS.
- It was a great course. I learnt so much that can be implemented in my job as a statistician. I really encourage other persons to do this course given that it is so useful. Overall, I feel satisfied with the outcome.
- I enjoyed the course very much. The content was delivered clearly, and the questions were stimulating. I hope to encourage more statisticians who are interested in learning how to deal with trade data to take this course.
- This course opens new windows of IMTS and determined country responsibilities and the role of each component of National Statistical System (especially Customs and NSO). Also, it provides very good information of import/export statistics and how we can make a link between trade statistics and SBR. Besides, the issues of quality control, determinations of data and metadata, seasonally adjusted data and the source of difference between countries covers successfully. It is also noted that the relationship between customs and NSO and other agencies that provide other data sources for IMTS must be reinforced in the term of memorandums. In order to produce consistent data, it is important to reach an agreement on definitions, classifications and processes in working group of statisticians in all agencies involving in the production of IMTS. There should only one organization be responsible of dissemination of IMTS.  
The last but not least, many practical examples, videos and resources were professional and unique. All in all, I found this course very informative and practical and if there will be more related courses I eagerly available to participate again. Thank you All Faithfully yours Saeed FAYYAZ
- As I work in China Customs, it's quite useful for me to participate in this program. I especially appreciate the forum the course gave to the participants to raise their questions. I do give my thanks to Mr. Tomasz and other teachers in the forum that answer our questions so quickly and share all the information about the course with us. Thanks!
- It is very good material and the content is well organized however think about the time allocate and here in Africa the internet connection might be weak to play the interactive video as per the time allocate.
- I find this to be a good introduction into IMTS 2010. The pace of the course is good; however, it would be good to have the player be able to have the speed adjusted, both more slowly and more quickly. This would help us ensure that we can go through the material more efficiently.
- Nice way to raise own skills and knowledge about IMTS. Thank You
- My experience was pleasant
- It was my great pleasure to be part of this training course. I found the discussion forum and the answers provided by the UNCTAD staffs very useful.
- It was very helpful for me, because these are the items that I am working with. I hope you will give more of such programme. Thank you
- It was a nice experience doing this course given that we use IMTS for the compilation of the goods account within the BOP.

- This course was excellent in helping me to understand International Merchandise Trade Statistics, it's functions, goals, etc. While in Trade Section of the Bureau of Statistics Guyana, most of what was covered was done, hence it has helped me to really understand the workings of IMTS. In addition, now that I function as a statistician within the National Accounts Department integrating the Business Register (That is to be developed) with Trade, is an area that was introduced in this course that in the near future I'll be able to put into practice. Thank you. If it's not too much to ask, can you provide a course on SNA 2008? :-)
- Nice experience. Nice addition of knowledge, just right amount of content and a great pace. This whole covid thing make it hard a bit for my overall schedule but i have o complaint for this course at all
- The programme was useful and improved my knowledge on trade statistics. I hope to use the knowledge gained in improving the production of trade statistics in my home country. Would wish to attend further training courses on IMTS so as to sharpen my skills and knowledge.
- It's a very unforgettable learning experience in this very particular period. In the New Coronavirus Pneumonia (COVID-19) , the course of "International Merchandise Trade Statistics 2020" given by "United Nations Conference on Trade and Development" is timely and suitable for the time being. Mr. Tomasz Kulaga helped me a lot during the course. Thanks, so much for the course and help.
- Very useful, mainly for the national statistics offices al around the world.
- I learn a lot from this course, and it makes me to know more about IMTS work and how it helps the country in terms of trading goods in and out. This is my second year to do this course and it's interesting to me and I learn many new things.
- The course really beneficial for my career and current job task. I need to understand almost every module in this course to disseminate good quality of trade data. Besides, it is also improved my knowledge on new areas of work such as Trade Indices and Trade by Enterprise Characteristics. I hope this course continue for more advanced knowledge of IMTS with more details and interesting visualization. Thank you TrainForTrade programme.
- First of all, I would like to thank you UNCTAD/TrainForTrade programme for accepting me to participate into the course. As I am new to IMTS and as an assistant statistician in compilation of IMTS. This course has positive impact in improving my knowledge on various topics and concepts in IMTS. I recommend continuing with this course in the future.
- This is my first trade training, so I have no idea.
- I think this course is very good, and we learned more about the trade. Thank you very much. I hope we will have the opportunity to participate in such a course in the future
- It's a very good course. I enjoyed the course and have learned a lot about IMTS!
- I like this course and enjoyed learning during this period. I have learned a lot about IMTS!
- I learned a lot with the different topics of the course. The topic of the integration of IMTS with other Business Statistics was for me the interesting because with Belgium we disseminate the Trade by Enterprise Characteristics (TEC).
- the course was very informative. however, it might be more interesting if you put the cases in the presentation videos. Also it would be great if you could include the option of increasing the speed of the video
- Dear Sir, I would like to say very thankfully, and I've attended this course. I got experiences, more knowledge, improve trade, an organization with participants and success of the UNCTAD/TrainForTrade program. This training is very good for me. So, thanks.
- very good, very useful for me as a trade statistician and its related issues and approach but I had many difficulties in downloading videos and interactive presentations. thank you for your great cooperation and your assistance
- The experience with the UNCTAD training program is very good. I have learnt a lot from this course. The lectures given by the instructor was so effective that anyone can understand the whole of this topic. Looking forward to participating in these types of program in future, if offered/nominated/self-register. overall it's a nice experience.
- It was amazing. I am not from the statistics world, but I loved it to be closer and understanding the data and metadata in IMTS.
- Greetings, first of all, I want to appreciate all the efforts of the UNCTAD staffs contributed to this training course. This course would not end well without their help. Second, this course was well

organized, and the educational materials were of high quality. Third, I wish this training course will be continued. Thank you for all of you done. Seyyed Mahdi Sadati Nooshabadi

- I am very happy to take this on-line course in first time, but I am so sorry because I need to work in daytime. So, I just can try to do it in Sun and Sat. Specially in module 1 and 6, I have much work (over-time work) in office, even I follow my boss order to take this course. Hopefully I have more time to do this kind course next time.
- This program is the very first program in which I take part with UNCTAD. For me, it was very rich in the sense that it provided me with a certain number of know-how in matters of international trade in goods. Also, the tools (video, group exchanges, ...) used within the framework of the program were good qualities. In addition, the moderators permanently animated the debates and were quick to intervene when they were questioned which is to be welcomed. I am very pleased to have taken part in this program.
- The course allowed me to gain specific insights into recording of trade statistics and new areas of work.
- The course has provided a useful background related to trade statistics, but I will have to learn more from practices to make good use of the provided knowledge.
- It was a great experience learning from knowledgeable personalities. But the problem was there is a lot of theory and less example. Since the course is related to statistics Numerical examples could be preferred
- Thanks for all the members of this programme. I have learnt this programme according to the schedule. This programme has enriched my knowledge about trade statistics and broadened my view. All of these are very helpful for my daily work.
- The course in general was good, however there are some points that I did not like, some are the following: The material that was aimed at the user had points that used to ramble and were not clear. The interactive videos, the tone and the voice level were not the most appropriate.
- This course provides a comprehensive view of IMTS requirements and recommendations and insights to me, being a research manager at Census and Statistics Department of Hong Kong SAR Government who manage processing of trade data. The manual module notes are good and can serve as references when I need to find some international practice of handling trade data during my work. The presentation videos are good in the way that summarize the important points from the manual module notes. Overall, I am satisfied with the experience in learning online at UNCTAD. Thank you very much for inviting me. Thomas Kam Fung LAU
- Overall it was interesting and lots I hadn't considered as being part of the trade statistics. Some of my lower scores in the opinion questionnaires were based on relevance to my role, which in some modules was less important. Thank-you
- The International Merchandise Trade Statistics course 2020 was my first course on this subject. Overall, the course was very interesting, very worker friendly as we had a week to complete each module and the video aid helped understand the issue from an experience teacher perspective. I would highly reccoment this course, would love to attend more courses from UNCTAD and a big congratulations to the team.
- Thanks very much for letting me participate in this interesting course. I certainly learned a lot!
- Some of the course couldn't be used and unclear! So, maybe we can use other styles of learning, such as videos teaching. At last, the course is helpful for me, thanks!
- The course has provided valuable insight for me as a user of trade data in my day-to-day job.
- That was my first experience with an e-learning course by UNCTAD. I am very satisfied with the program as well as with the content available for professionals and analysts. The discussions in the forum were productive and made the whole course feel integrated. I am looking forward to participating in future related initiatives.
- I learnt useful information, and it is a very good course.
- Relevant to my role and applicable to data management in many areas.
- It was a real pleasure to participate in the IMTS course. All my encouragement to the program to continue to build the capacities of the actors.
- The book was okay, but rather heavy to get through. The videos worked better for me.
- The training was an eye-opening venture for me, especially in international merchandise trade statistics. It was just appropriate in broadening my insight on IMTS as a whole. The course content and training methods were unique and easy to get along. I appreciate the opportunity to have been part of

the course especially during this time when everyone has to stay home to remain safe from COVID19. I look forward to taking my 3rd course with UNCTAD. My first course was on E-Commerce for Practitioners in 2014.

- The training was good but this training needs to be practical oriented
- It was a great experience. this course will help me to prepare a quality PhD on Border Trade. I thank you for selecting me in the course. Please keep me inform if such kind of courses are coming in future i will be very much ready for it. One more thing if we get hands on training on data collection and compilation it will be great. i pray for all good health to everyone. Best Wishes Rishi Bhargav Das
- I liked the course - I have enjoyed taking the course. Thank you :)
- I have thoroughly enjoyed the learning experience. I have been well equipped to provide institutional support for improved policy advocacy towards ensuring robust engagements through improved legislative instruments. I am also inspired to improve the quality and relevance of International Merchandise Trade Statistics towards business communities that depend on our services; the promotion of non-oil exports from Nigeria. I am quite certain that I will continue to subscribe to related courses on this laudable platform. My special appreciation to the faculty and the participants for making it a colourful experience. Thank you and do accept my best regards. Arc. Benedict N. Itegebe (MBA, MSc) Assistant Director (Product & Market Development) Nigerian Export Promotion Council.
- It lets me enhance deep understanding on international merchandise trade statistics.
- It was my very first time on this platform and I enjoyed my journey throughout the six (6) weeks. I will always recommend UNCTAD training for anyone that is interested as it is very effective as I have benefited from this IMTS course and is now equipped to share my knowledge with my colleagues to help improve IMTS. Thank you very much for this opportunity.
- The course was very informative, and I gained a wealth of knowledge on a topic that was new to me even though I work in the Customs Administration field. Thank you for this experience and the knowledge I gained is highly appreciated.
- The course's content was very good with it being delivered well.
- The program is really very helpful for my work. The program is very well organized, the time is reasonable, enough for students to attend without affecting the work. The documentation is comprehensive, the instructional videos are easy to listen to, easy to understand, and provide sufficient information. The tests are both athletic and relevant to the amount of knowledge you learn.
- Thank you for this course. It has been interesting and illuminating.
- This was a good course, but i was the wrong target (I am an economist). The tutors were helpful and engaged but the videos could do with some revamping. I would like to have known more about how data can be made, how it is reported and how to use the database you offer.
- This is the second course I take online in this platform. I had previously taken the Trade in Services Statistics course and I believe that learning about IMTS is a great complement for understanding two of the main items in the current account. Thanks for preparing all the material, it will be very useful!
- Useful for my work and a pleasant learning experience
- Many tanks for the programme and all the staff, although there is something wrong with the network connection, especially for the video, I still gain a lot in the courses, now I get a full picture of international merchandise trade statistics. Thanks for Tomasz Kulaga for every message!
- Maybe I should learn English before the course
- This programme was very useful for me to get more knowledge about IMTS 2010. It teaches me how to know very well about the IMTS, from the concept until areas of work. I am as statistics assistant at Department of Statistics Malaysia, very thankful for all those involved in this programme. Hopefully in the future, I can join this programme again as its very useful to me, to my job and to my department.
- Materials provided were easy to read. The duration and pace of the presentations to sit through were manageable.
- This is my second course at the TrainForTrade program. The materials were very informative and useful for my activities (I work for the Balance of payments office) and the country examples very valuable. Thanks for contributing to improve the technical knowledge of those who participate in the generation of statistics.
- The course is really interesting, I found it useful.
- Excellent course content, course structure well-designed.

- This training was so good and give me more additional information about the IMTS. A big thank you for the organizer. Good Job.
- the course is very good. Thanks.
- the UNCTAD/TrainForTrade programme was very helpful and interesting, for me it will help me to improve the international merchandise trade statistics data as one of the compilers of it in the national institute of statistics of Rwanda. thank you very much for this opportunity.
- I have good experiences from this course together with new frontier of knowledge.
- I have done the course first time via this online platform. I felt it was really good to be part of the course. It helped me to learn many things from the entire course and the interactions & discussions taking place via forums for each module. Thanks for giving me the opportunity to do the course and enhance my knowledge.
- I feel that I have gained a more comprehensive understanding of trade and look forward to applying what I have learned in the production, and development, of national statistics in Sweden.
- The course on Statistics of International Merchandise Trade allowed me to expand my knowledge in this area. It strengthened my capacities because I learned new things more.
- Very enlightening. I certainly will be looking forward to doing other courses.
- This course was useful in helping to choose the appropriate way to deal with the dataset. I took my time in reading the manuals and know I can make better choices in my researches.
- Thanks to the UNCTAD programme who made my experience for the International Merchandise Trade Statistics (IMTS) Course a very excellent one. I am very grateful for the opportunity that was given to me to complete this course. I have learnt a lot of new areas from this course as it pertains to my job and it has given me a broader understanding of what International Merchandise Trade Statistics entails and what is required of me when carrying out my duties at the Guyana Customs Excise and Trade Operations. Keep up the outstanding job that you are doing. Thanks again.
- The IMTS 2020 course was incredibly helpful for my organization to further improve our methodology for data collection and analysis. Several examples of data collection, analysis and processing methodologies were provided. Moreover, benchmarks for trade data databases, dissemination organizations and platforms for linking business and trade statistics were extremely useful knowledge.
- It's a very useful course for me to have access to the knowledge of International Merchandise Trade Statistics. Combining with my job, I'll perform a last-going study in the future. Best wishes .
- After taking the course for nearly one and a half month on the platform of UNCTAD/TrainForTrade programme, I've learned the basic knowledges about IMTS2010, and understand that the importance to practice the fundamental ideas of IMTS through my occupational life. During my study, a lot of helps have been given to me both from the tutors and other participants, and here I would like to send my appreciations to both of them. It's never too late to learn more new knowledges in one's life. Once again, I would like to submit my sincere thanks to all those who devoted their efforts for designing this course and made such great helps to the participants.
- Thank you very much for the opportunity of tanking this course. It is very useful and applicable in my work. The timing was lucky, since we were on quarantine so we had enough time for the training. I would like to participate for other training courses which you provide. Thank you again!
- As a grass-roots statistician, the course has greatly helped me to have a deep understanding of the work of trade statistics. Some recommendations confirm the actual work-we have a lot of achievement, but there is still a lot of work to be done and improved.
- best ever experience about an online course best course proved according to field.
- I am very thankful to you for that great opportunity the course content was very good. but the man's voice was just not interesting, and he did not make that course interesting. that course can be deliver in a very interesting way
- Excellent, comprehensive and very useful course on IMTS. Thank you, UN and WTO!
- It is a progressive tool to enable all member countries to provide the necessary training and exchange with other countries.
- Through this program I have improved my comprehension and skill of international merchandise trade statistics. Thank you for all the hard work.
- It was great opportunity to learn UNCTAD. I appreciate the efforts they put to bring so comprehensive course for stats manager.
- THIS COURSE WAS VERY INFORMATIVE, I HAVE LEARNT ALOT AND HOPE TO BE CHOSEN FOR ANY OTHER ONLINE COURSES.

- I was very pleased and much informed throughout this course. I do look forward for future opportunities to gain a wider knowledge of the International Merchandise Trade Statistics. Thank you once again.
- The training received from the course is very enlightening.
- I want to thank UNCTAD very much to give me opportunity to participate on this very interesting course and as I work at the National Institute of Statistics , in trade Statistics Division , all items of this course relevant to my job responsibility so this experience is very useful to me and a great opportunity to improve my knowledge and skills on IMTS. Best regards.
- Thank you so much for this opportunity to delve deeper in trade statistics. Although I have a solid background in international trade and investment, I still was missing the big picture of how trade statistics work in real time under the global framework. This course has given me the opportunity to redirect my economic interests more towards statistical studies and to get involved in my home country methodology, as well as the country I am living now, Germany. Thank you again for this opportunity.
- The course was very useful. It showed a lot of information about the subject and also some examples about statistics process in some countries; It think it will help me a lot. Thank you.
- The program was very well organized. Presented topics covered all major methodological and practical issues. Provided manuals for participants and videos of all modules were clear and very useful.
- In my opinion it is very interesting course but probably we need more exercises.
- Was my first time and was kind of nervous about it. But it was great and i loved it. i understood everything, even English is not my primary language. the tests are challenging so i was really interested in doing my best. Thank you for accepting me.
- It was a user-friendly self-explanatory platform, the content was very important, interesting and vast. Looking forward to having the opportunity to take more courses with the organization. Thank you for all the support, dedication and willingness.
- It has been a great experience. I learnt lot of new areas of IMTS. This learning module from UNCTAD built a conceptual framework of IMTS.
- First, I would like to thank UNCTAD for the opportunity given to me and my colleagues to participate in this training. The experience is very good and help me deeply understand the concepts of IMTS, as someone who is quite new to processing trade statistics the topics are very helpful and in comparison, to how we process our IMTS the recommendations are very helpful.
- Excellent training, I've learned a lot of new information that will be valuable for my job functions.
- Concentrated work on the compilation of statistical commodity catalogues and parameter maintenance, especially on the pilot index samples, to work hard.
- This is my first time attending such training. I am a customs officer who is responsible for maintaining import and export trade statistics. The teaching content of this course is very helpful for my work.
- a very good and well-prepared course. it was enlightening and has given me better understanding of the IMTS
- No doubt that this course makes the valuable opportunity to me to know more details about trade statistics and give the guide to improve the process of compile and set the trade statistics with cooperation with national partners. May we, at the Prices and trade statistics directorate/ Central Bureau of Statistics (Syria) need more advanced courses on seasonal adjustment, the use of both: X-12-ARIMA and TRAMO-SEATS, the use of trade statistics to limit the effect of price changes on the time series. Thanks for your efforts to success this activity, looking forward to more courses and training actives.
- It was a great experience and excellent learning opportunity.
- I got a lot of knowledge on this programme. All of the modules and video clips are good for teaching. So I want to participants in coming other programmes for e learning courses. Thanks
- I am very happy and proud to be part of this course. It is a really good experience and very good opportunity to learn a lot. Hope this will help me to serve my country. Thank you very much.
- Dears, International trade statistics play a vital role in the assessment of every economy. If it linked with business statistics, it also provides a closer view of traders and their characteristics such as size, sector of economic activity or level of concentration. Consequently, it allows for a deeper analysis of the impact of trade on employment, production and value added, essential in a globalized world where economies are increasingly interconnected. I feel with enhanced exposure and quality

knowledge with a new experience at this great platform. On behalf of all the participants, I take the opportunity to congratulate the “Team TrainForTrade's Distance Learning Platform”.

- Through these courses, I have learned the basic knowledge and skills of IMTS. the experience with the UNCTAD/TrainForTrade programme was very meaningful and helpful for my work. I look forward to more training courses in the future.
- The flexibility of the programme is perfect as it allows one to reflect on current practices while stimulating provocative thinking on how better inform policy.
- Was quite an informative course and the modules that I related most to were module 1, 3, and 6. The other modules broaden my understanding of IMTS. Looking forward to the next course.
- Same as general opinion.
- It was a great refresher course on IMTS, the new recommendations and updates were well explained, and the new areas was exciting to learn about.
- I have two-time online class this organization. Its material is useful with my job.
- It was very good, and it helped me understand a lot about my job as I am new in the statistics department
- It is the first time that I take a course on Statistics of International Merchandise Trade. The course was interesting because it allowed to clarify and consolidate concepts, procedures and new recommendations IMTS 2010 on the process of compiling foreign trade statistics. The national accounts department, before receiving information on foreign trade, has a department responsible for the collection, sorting of data directly received from customs. Therefore, some steps were not well clarified.
- I have never worked in the trade unit of our office but nevertheless I work in the National Account's unit. I am involved in the compilation and analysis of value added for the services sector. Normally I use trade data in the compilation of statistics for Wholesale and retail trade. This course has given me the opportunity to have a significant overview and deeper insight of ITMS. It has been a very fruitful experience for me. Since I had a few problems at beginning I thought of leaving the course. To be frank I started working on the course only on 18th of April and I really do not regret it. Thanks a lot.
- Even though, every day I work with International Merchandise Trade Statistics, therefore with most of the themes that this course covered, the approach presented here allowed a greater clarification of some themes, a new set of ideas to be applied in daily work, as well as the knowledge of tasks that are currently not performed in the context which I work in. For this reason, I wish all participants the best of luck and I thank the organization for the possibility of participating in this course and in all the others that I consider interesting.
- I handle imports and Exports data in my country and after the completion of this course it opens my eyes to a new horizon of possibilities. This course has expanded my knowledge based and I will use it to perform well at my job and my country. The content was clear and precise also well executed.
- The program was wonderfully conceptualized and delivered, the team was very supportive, and the overall learning experience was amazing!
- I liked the manner in which the course was structured owing to which it gave me a good understanding to link all the course material with the manner in which trade statistics are made and distributed by the concerned organizations.
- learn so much
- very insightful tutorials. Learnt a lot of new topics, which will aid my research work. Thoroughly enjoyed the well-paced presentations and the engaging quizzes.
- I'm very grateful with the people behind the organization of this program. The topics were very relevant for my job and with very clear examples. Communication was also effective and really good. Thanks again, Aylín
- I am working as an external statistics adviser. Thus, the course was very useful for my work. I like the documents and presentations. The only missing thing was practical exercises related to course topics.
- The course was good to understand the IMTS. It was really helpful for me.
- I am very glad by undertaking the training course on IMTS. It gives me a vast knowledge about how international business take place and how their records rather statistics are being kept. The Vedio tutorials were very much helpful in understanding the subject besides pdf. It will be my pleasure to offer myself to undertake such courses in near future also if your platform chooses me suitable for it.
- As starter for the UNCTAD/TrainForTrade programme, I am really happy for the important knowledge shared from the IMTS training, it has really given me clear understanding of Compilation of external

trade statistics and best practices/ recommendations. I aim to use acquired knowledge in my daily work and even in training others that contribute in compilation of trade statistics. I look forward for further training especially in person attendance which will help me interact with UN experts and even those from other representative countries.

- I was very pleased to be given the chance to participate in this course. My work is mainly in regional trade and integration in the East African Community. This course has helped me gain crucial insights that will better improve my quality of work and dissemination of my statistical analysis. I hope to be part of more training courses by UNCTAD/TrainForTrade programme in the future. Thank you so much for the work put in to packaging this course.
- The E-learning course was understandable, very informative and interesting. I would like to note such advantages: 1. Teachers such as Dominique Chantrel and Tomasz Kulaga provided the necessary assistance and provided current information. Thank you :) 2. The interactive presentation was very successful. Best wishes Romesh Paul 😊
- the overall experience with the course was satisfactory, I clarified and learned a lot of new information about trade statistics, which I will use in the future at work
- The theme of the course was very important to our work at the Central Bank of Costa Rica. We are in the process of developing a new system of foreign trade statistics for goods.
- it is my first distance learning experience. I learned the basic concepts in the field of imports
- The programme was very informative, and I could relate most of the module to my everyday work. Module 6 was a bit challenging for me BUT it me so much information and answered so many questions I have been asking myself without Answers. I hope there will be ANOTHER ONE!!
- The information is useful to my job, and I would like to find some ways to link them. But the courses will be a little hard for those non-English countries people.
- Work in this program was not difficult. Intuitive interface. Everything is very clear and understandable. The course is clearly structured. if there were questions, they surprisingly appeared in the forum. Thanks to the teachers for organizing their acquaintance with the audience. We recognized the geography of the participants. We had the opportunity to exchange experiences and learn how statistics works in different countries. Thank you kindly for this course
- modules were well presented and easier for the learner. I enjoyed trade indices and seasonal Adjustments
- I don't have more experience, but I hope that your programme is very good. we wish to be in touch with you and continue to help our countries. According to this course of IMTS, it was satisfactory because it help me to be more skilled on IMTS. Thank You so much.
- Over the past few weeks, I have learned more than I could have ever imagined from the training. I am so excited to be equipped with the knowledge that I have gained, which I will surely put to good use.
- This course has been very eye opening on issues, problems and questions we face as trade statisticians. Thank you
- There were many issues that one overlooked when working with trade statistics, as a user we did not see all the work behind in producing these statistics. Likewise, I have taken knowledge of my place in the IMTS chain, and to be able to take some recommendations to apply from my position, regarding the dissemination of information.
- It was a very interesting course for me as a trade data user. Thank you
- This course is really helpful for my work. There are often problems with data deviation between different sources for the same topic, for example data collected by USDA, EUROSTAT, FAO STAT, etc. Thus, this course helps me to understand why those data are different under which reasons. Thank you very much!
- It was a nice experience. Hope to implement this in my work.
- This course will be helpful to compile statistics about International Trade and it has myriad concepts and topics which now I know, and I can apply to have accurate statistics.
- I am glad to have a chance to participate in the IMTS course which is very tough for me as it is quite technical, and I am very new to this topic. However, I learned a lot from this course and will share lessons and materials to my colleagues. Thank you!
- My experience with UNCTAD/TrainForTrade has been very exciting; being the first time I never participated in such an eLearning. I was wondering how it was going to look like. But honestly, I enjoyed the interactive presentation and quizzes that added confidence that I have indeed learned

and acquired knowledge. I am inspired to practice all skills learned to the compilation of IMTS for my country.

- As a new learner it's a very convenient way to study about collection compilation analysis and dissemination of IMTS, I love the course design, use a lot of teaching methods videos manual test questionnaire etc. and the organization of this programme is really good, questions and problems have been solved efficiently Thank you for all the hard works and this amazing course!!
- My experience in the course has been very satisfactory. It is a very complete course that has allowed me to enrich my knowledge, which I can put into practice in my work. The time allowed to complete each module and the course in general seems very good to me, since it allows me to organize my work activities and those of the course without affecting either one. I am very grateful for giving me the opportunity to receive this valuable knowledge. Thank you, Miriam Esther Salinas.
- That was a great experience! Thank for organization of this course!
- This is not my first course with UNCTAD, I did more on Trade and Agriculture and Food analysis with FAO. Hope to get a lot of courses with UNCTAD mainly on Data management and analysis. See you soon
- My experience with UNCTAD was very interesting and unique, considering the content available for learning. I recommend the course to other candidates and the UNCTAD Training Department continues to provide relevant information to the world. Thanks so much.
- Thank you very much for the course. The platform on which the course is located is very convenient and easy to use. In my opinion, the course could be strengthened by examples of the organization of statistics from different countries
- This course was really interesting for me, because I got to know different concept about Merchandise Trade Statistics.
- I wish to say a heartfelt Thank You all who facilitated this course. For the average Customs functionary, a lot relating to Trade Statistics is taken for granted, especially the fact that reliable and accurate trade statistics depends primarily on the correct information being entered on the Customs Declaration. In this regard, I will do my part in sharing the importance of exercising due care and diligence in entering information on the eSAD. I also wish to convey congratulations to all who were successful, even as the world faces the harsh effects of COVID 19. To those who may not have been successful, I encourage you to try again. God bless you all! Audrey Barkie - Guyana
- I work in trade statistics, a part includes foreign trade statistics, many of the topics of the course I will be able to apply to my work in order to improve the statistics that we publish. the experience was excellent with the program, the contents very adequate, the documents very useful to learn. thanks
- It is an insightful course that has practical applications.
- It is a very good training opportunity with a very flexible modality, organized by two very important institutions and recognized worldwide. The contents allowed me to learn new topics and understand the IMTS Recommendations in more detail.
- It is the first time when I participate at the such course and I am very happy that I had this opportunity to be with the organizers and participants this 6 weeks. Thank you very much for this beautiful experience.
- The course international merchandise trade statistical 2020 It has helped me to update and learn from the recommendations that are require internationally, without a doubt applying it is the most difficult part but the conceptual part it is important as well as the experience of other countries It has also helped me to consolidate topics and get to know new ones that will allow me to perform better in my work and for the attention of users, which I already applied when they consulted me about the differences in a country's exports and when valuing imports respect to another. Now I know that exist structural metadata and reference metadata will help me to improve the methodology document. The course helped me to compare what is done and what remains to be improve. Thank you UNSD team!
- The TrainForTrade programme have been a very useful experience in which I have learn various concepts about the International Merchandise Trade Statistics. In my actual job, I am a user of the trade statistics because I use this information for preparing economic reports, and it has been very interesting to get to know deeply how it is all the process in order to obtain the final information for the statistics. Now, with what I have learned I would be able to use the statistics material more wisely, and also share the importance of IMTS. Thank you for the opportunity!

- Estoy muy agradecido por la enseñanza que realizaron, por la facilidad del Internet busque traducción en Google y pude terminar los módulos.
- This programme has helped me to understand and relate to the statistical and analysis of actual trade reporting on International Merchandise.
- I am grateful to have been able to participate in this course. It was quite informative, and I now have a better understanding of International Merchandise Trade Statistics (IMTS).
- It was a great course on the treatment of foreign trade information, due to the short time I could not delve much, but I hope to take it again to “self-resolve” my doubts.
- I would like to take the time out to thank you for this course as it helped me to understand the importance of business and trade and the benefits that it brings to countries across the world.
- It was an interesting course which will be very useful in my work. I think that each chapter was very pertinent to the theme.
- When I enrolled to this course I expected it to be more basic; however, I was able to keep the pace and learnt many new things about quality processes in collecting, compiling and disseminating IMTS.
- Thank you very much UNCTAD for this course. It has been a great help in expanding knowledge and implementing new recommendations and trends in IMTS collection and production. It has been a pleasant experience
- This UNCTAD/ TrainForTrade programme was intense and enlightening. My time spent using this learning platform was rewarding and incredibly intriguing.
- The presentations were very informative, the videos were very crisp and to the point and best part was that everything was explained in a very simple language
- The course was very useful. Some information provided feedback immediately to both my work and master’s programme. Information was presented on a clear manner and interesting examples made it easier to understand. I wish to further learn about trade statistics. I wish that I had more time to interact, but current situation made schedules flexible and tasks urgent. Thank you for this great opportunity!
- I thank so much for preparing this course.
- It has been a great opportunity to be participating in this course because it's let me to reinforce and wide my knowledge about IMTS. Thanks for everything.
- very interesting course with abundant and useful information! Thank you very much for your efforts and look forward to meeting you again online. It is suggested that a course may be provided to help IMTS users to use the visualization tools on your website.
- I'm very regretful for not having enough time on it, so that I didn't get a remarkable grade. But the course, absolutely give me lots inspirations. There's still something I can't understand during the time. Hope I can communicate it with you.
- This has been an incredible learning experience. Since this course is not directly related to my field of work it took a while for me to get a hang of it. It has been wonderful!
- I participate trade statistics training, i thing before 2 years in Tunisia which is organized by COMESSA. But I have not an experience UNCTAD program.
- It was a very useful and interesting course. Though sometimes it was challenging to keep up with the course, but I think I've managed. It was great to be able to communicate with other participants of the course via Forum. It was time well spent. Thank you for the course!
- Through the systematic learning of the international merchandise trade statistic, I got that how to search for information and data of our country as well as other country, which is my goal to learn the course. As a customs officer, I am aware that there are many things for China to improve the statistic method and the cooperation with other country or other sectors.
- It was a useful experience and I gained experience and additional information about my work and I hope to always participate in any course that you organize related to foreign and internal trade and prices. Thank you very much.
- This was my first time attending a course organized by UNSD and UNCTAD, and overall, the experience was very good. The course is reasonably scheduled and informative, providing a systematic introduction to the IMTS framework, institutional arrangements, products and compilations, metadata and quality, dissemination and analysis, and new areas of work. The course is well organized through a variety of forms such as manuals, PowerPoint, videos and tests, and is regularly reminded of progress by email. In addition, the forum provides a platform for everyone to communicate, where any relevant questions will be answered in time.

- Instructional course design and learning materials are much appreciated. I wish to highlight the support of the tutor, the responses of the teachers within the forum and in particular give thanks to TrainforTrade's Team for extending test's timelines, due to the current situation. Kind Regards!
- I got a lot from this course. I know more about international trade statistics. It will help me a lot in my future work.
- it's helpful to joint in the UNCTAD/TrainForTrade programme. Most of what I learned is closely related with my job.
- This program has provided me with the essential knowledge of IMTS. The course materials are very useful, and I look forward to applying this information to my field of work. Thank you!
- Most of policies/recomendations described in this course regarding Statistical Offices, we are already following in routine work. But were not aware many of such written guidelines, encouragements and good practices.
- In my experience with UNCTAD / TrainFortrade it was very interesting to learn some topics that I wanted to know about. However, the lack of time and commitment to some other topics related to work and the crisis in the countries of the Corona Virus crisis led to my lack of focus in the course, but the experience in general was very good
- Taking part in this course has helped me grow as an individual as I gained better knowledge and grew more informed regarding the international standards of currently practiced trade statistics methodology. The texts were taught in a lucid and easily understandable manner and language, while the tests truly tested our grit and interest in learning. Learning materials were made available in a timely manner and the workload was never too disproportionate. I hope this course sees many a re-run in the future in order to educate more employees like me, and help them grow, as a person and as an employee, as it has helped me. I wish to thank the creators of the course and all those who worked hard to make it available to us, to the bottom of my heart.
- I learned a lot after attending this training
- It was interesting and content rich, particularly for a person like me who does not work with IMTS information regularly. However, it is worthwhile knowledge to broaden one's knowledge and perspective of international commerce, politics, and interaction overall.
- The course was great. It provided me with an excellent foundation on ITMS.
- It is a great programme. Very clear.
- It was a very interesting and extremely useful course.
- This course is very informative and well-developed. I am fairly new to trade data and this is a good foundation to a solid understanding international merchandise trade data. I particularly loved the country-experience/examples used throughout the modules. I hope this course is made available to more trade statistic practitioners.
- For someone who is still learning in this field of trade, I have found this course to be interesting and fulfilling. I have entered the NSO knowing little, or basic ideas about trades statistics but, I am confident to say that this experience has provided me with the tools to go about compiling trades statistics and knowing the purpose and importance of such hereon. I am grateful for the opportunity given and for my superiors for nominating me to take up this programme. I would appreciate it and will be open to more opportunities like this.
- The programme was well designed and easy to follow. I'm grateful that I had the opportunity to complete this awesome course.
- Great Training! I 've learned so many useful method while communicating great classmates! Wish there will be more.
- Overall, the material provided is very good and useful in daily work. Maybe a little suggestion for the videos can be made even more interesting.
- great informative programme
- The Team did great job. The Presenter is knowledgeable with this type of field. He was able to deliver and impart his knowledge to topics that was easily understand and absorb. Thank you very much.
- I am taking this opportunity to thank this program for allowing me to participate in all these training and in order for me to learn and expand my knowledge & skills that could help me to apply to my daily tasks. I am a new beginner with no history or background related to Statistics and have a little experience on working with IMTS and believe that with all these online distance learning program related to work that I do every day will definitely help me to understand the importance of Trade and related matters. Thank you once again and hopefully I'll have a chance to enroll in the next course.

- This training was a great experience to me, though sometimes because of scarcity of internet connection or electricity, I need to quick some answers to some questions. If it was a face to face, I might earn more and more knowledge than online course.
- Good for trade statistics and learners and the coverage is good of the topics and it may also include software-based result to see the patterns.
- It's a great honor to have the opportunity to attend this course. It was a very pleasant and challenging journey. Thank you all.
- The website was very easy to navigate, and the course content was excellent. I am pleased with the examines and how it allows persons to retain knowledge.
- The content is as advertised. I found some parts to be too technical in relation to my work, nonetheless it was worth gaining some new knowledge on international merchandise trade statistics. Even though not directly related to my field of work, still useful to have a good orientation on the subject.
- This is the first online course I took, and I really enjoyed my experience and learned a lot.
- Fantastic course that is very relevant to my current occupation. I was able to identify the recommendations that the US international trade data dissemination is implementing and where some of our gaps are. Additionally, learning about other countries practices was very interesting and enlightening.
- Good Morning, this was my first programme with UNCTAD and I must say I am very grateful for the opportunity to be able to listen and learn from knowledgeable and experienced members of your organisation. This programme was well delivered with reading materials that are easy to understand and presentations that were clear and to the point. Thank you again and I do look forward to being part of any other course in the future. Regards, Asmita Persaud
- Before attending the remote training, I taught myself IMTS2010, but I didn't understand some content. In this study, with the help of teachers, I understood some problems I didn't understand before, such as trade index. In the course, there are many cases from other countries, which are helpful for us to learn from. Thank Tomazs very much, you help me solve lots of my inquiries. It is very kind of you.
- This course provides insights into data statistics such as types, structures OGAs and how it really works. Comes to realise that it hard works to proceed and collaborative support from many stakeholders. It is indeed helpful to improve our performance within the organisation to comply with international standard. Thank you for having such an online course.
- The UNCTAD IMTS training afforded me the opportunity to learn about International Merchandise Trade Statistics. The knowledge imparted aids me in identifying the vulnerabilities of my country, to price movements, through the exports of natural resources and other commodities. It is my hope that I am able to positively contribute/resolve trade asymmetries by the application of concepts taught.
- An effective introduction to trade concepts and statistical methodology.
- It was a good experience. Learned new things
- I use the UNCOMTRADE database regularly at work, so this course was very insightful in that I now understand the processes that takes place before the final data is published and it kind of makes me value it more than before.
- First of all, I would like to appreciate the UNCTAD/TrainForTrade programme for the initiative and the opportunity given for us to undertake the E-learning IMTS course. As a beginner in Trade statistics I find it interesting going through the different topics in the 6 different modules and are of great help in building up my knowledge and capacity in trade statistics despite that I am working as an agriculture statistician within the Vanuatu National statistics office. The course will help me a lot in some of my analysis of Agriculture products and in any other future analysis that I may engage in compiling and analysing statistical data.
- The notes accompanying the videos are very comprehensive and detailed, The speaker also attempts to elaborate further beyond the presentation. This course is a well-rounded course to educate participants on International Merchandise Trade Statistics.
- Train for trade online is use full for me. Course content is suitable for us.
- Greetings, hereby, I thank all of the staffs of the UNCTAD for what they contributed to the well organization of this e-course.
- It was an interesting experience even though the course was in English. I believe I am already minimally prepared for upcoming courses the UNCTAD/TrainForTrade programme is to be organized.

However, I am very grateful for the opportunity given in taking this course as it is very useful in my daily work.

- Dear all, this type of course was a new experience for me, especially 6 weeks training. It was difficult to find time in addition to normal work sometimes. But it was interesting, and I have gained many new experiences and also repeated the ones I knew. Thank you for the time you spend on preparing the course and also for the time you spend on forum with us. I wish you all the best. Mariana
- Very good experience. It's necessary and helpful to me. The process of participating in training and learning is very interesting. The tests are usually hard, but to find the answers is interesting, especially when I pass the test. Thanks to the organizer of this training.
- The course was well structured and clear. Even if it was designed mainly for trade data compilers, it was useful also for me, a user of international trade statistics, because it allowed me to better understand what is behind the numbers: data sources, production processes etc.; strengths and weaknesses of trade statistics. Thank you
- I work for the Common Market for Eastern and Southern Africa (COMESA), a regional economic community body with 21 member states. COMESA's main focus is on the formation of a large economic and trading unit that is capable of overcoming some of the barriers that are faced by individual states. Therefore, trade data plays a very crucial role in all this. The training course was a great learning experience and will go a long way in adding value to our regional merchandise trade statistics database. It was a very good refresher course as it made me go back to the IMTS 2010 manual and its recommendations. The course was structured in a presentable manner that was clear and easy to follow. The presenter is also a very knowledgeable and competent expert of the subject at hand. Lastly, I would like to thank the UNSD, WTO and UNCTAD for successfully running this course.
- The UNCTAD/TrainForTrade programme is awesome, allowing the participants to get clear explanations and relevant materials for IMTS 2010 recommendations
- It's the second time that I do a training course with you. It was a great pleasure for me, and I want to thank all the person that make it easy to undrestand and offer help for all participants. I hope to see you again.
- very good
- I have learnt a lot of IMTS, and the learning experience is interesting and flexible for me. I hope to learn more in the future. At last, Thank you all.
- The programme is well tailored for experts in the field of IMTS. It provides a lot of insight as far as IMTS is concerned. New areas also show how IMTS can be enhanced and improved in areas that are already in existence. My experience in this programme has been positive, the interactions with other experts were fruitful and informative. The only challenge is that you are not on the platform with everyone at the same time to tackle issues simultaneously. This is a set back because when you are behind, participants will not be willing to discuss issues that they have already parked aside.
- I enjoyed the course for two reasons. The first is that it was great to reinforce my understanding of producing Trade statistics. The second was being able to converse with Trade statistics experts. I've asked that all my teammates do the course next time it becomes available.
- Thanks very much for the training for trade. It is my pleasure be in this 30-hour training course for Trade. The UNCTAD/TrainForTrade programme was very interesting knowledgeable for my future endeavour. The opinion questionnaires are a very useful tool for us to learn which course elements work well and which ones need some improvements. These modules are interesting because it includes vivid examples and is connected to the mass media. Excellent, Objectives were met more than adequately. It was a great exercise; the content is important. It was clear and well understood. These modules was relevant to my job post and it was simple to follow. Very useful module, with provided knowledge more in line with my organization's operational needs and functions. Modules were well prepared organized. well prepared and more training needs to be conduct. Once again, thank you very much cheers.
- Very interesting lessons. Congratulations to the team for the quality of the tools. We look forward to seeing you for other courses.
- It was very useful for my job responsibilities due to the wide use of international trade statistics. I have found many answers for my questions concerning international trade statistics.
- Excellent experience

- This course was very insightful and has made me more aware of the processes and procedures related to the capturing, sorting and dissemination of data. I think this course has been very useful and i would recommend it to other potential participants.
- It's a very meaningful learning. Thank you for the opportunity.
- Ce cours nous a permis de mettre à jour nos connaissances et pratiques sur la compilation et la diffusion des statistiques du commerce international des marchandises, de l'élaboration des indicateurs du commerce international des marchandises
- it was a great time
- I had a wonderful experience during the six weeks training on IMTS, under the stewardship of Tomasz. He ensured that everyone got up to speed with the training. The resource persons were also very helpful in guiding the discussions. I also learned a lot from other experts, who took part in the training. The training materials were highly insightful. I will surely continue to use the compiled training manual to inform our data improvement efforts in my institution. It was truly a memorable experience.
- Thank you for the organized course. This course was very informative. I hope to have more opportunities to take part in the future courses.
- This program seemed very good to me since you can learn more about how to develop statistics on foreign trade in merchandise. The examples presented were the most appropriate
- Dear Colleagues, thank you all in UNCTAD, and in particular my thanks go to the course director for sincere efforts and quality training materials provided us, during this IMTS course. I believe it was a fantastic learning experience for all participants, even for those who were not Directly working in this field Wish you good luck and health. With best regards, Ali A. Maleki
- The course was well structured, and the pace was comfortable.
- It was very good course. Unfortunately, owing to personal reasons I was unable to devote as much time as I would've liked. I will keep referring to the various materials provided as and when needed in my work.
- Overall, my experience with the programme was a rewarding and valuable one. I have gained a wealth of knowledge which I will be utilising in my line of work.
- Im really glad that I got the opportunity to participate in the International Merchandise Trade Statistics 2020 course, since it is going to be very useful for me to work on improving the trade statistics of my country.
- very well managed course, highly related to current job. would love to join other courses and would highly recommend others to join too.
- at first i was discouraged after attempting to questions of Module 1. i tried to improve my marks by trying to attempt the second batch of question, upon realising that they even tougher than the first i decided not to attempt them, i was disappointed to see my original mark be divided by two. i nearly quit the course.
- Training material provided and presentation is perfect
- Circumstances surrounding the present disruption in activity caused by the pandemic has spoiled aspects of my participation, however the course was most enlightening and has awakened an interest in the issues covered.
- continue in this direction because the program allowed me to move forward to better understand the mechanisms of IMTS
- GOOD
- Enjoyable.
- I have understood the general concepts, terms, institutional arrangements and methods of IMTS after this meaningful and difficult experience. For me, a customs staff with non- statistical post from China, poor English, know nothing about IMTS,it brings a lot of useful inspiration to my daily work. Overall, this is a high-quality course, especially the examples of institutional arrangements and methods of dealing with specific statistical problems of various countries. But some forms are not clear, such as Table 1a: SAD of Module 3. I hope that the platform can provide some Chinese courses in the future, including the interpretation of basic laws and regulations, etc. Thank you!
- none
- Thank you very much. I enjoyed this well-made course a lot.
- The training was very informative as it relates to Customs and other organizations work together to gather data for statistical purposes and disseminate to the public and other stakeholders.

- It's a Good Learning, i used to analyse data from Trade Map but never knew so much process is behind consolidating this data. Its full of theory, may be some practicals like simple calculations and activities for Analyzing the data would make the course more effective. Overall very good Experience.